

































































		No.	System	€	ECE F~No.	 min.		weight Kg	D- Value kN	 Kg	 Kg	vertical load - towing capacity	electrical kit: ...1.7 = 7-pol. ...1.3 = 13-pol.	€	 min.	P		park distance control	car-specific connection plug	T Tronic
Alfa 147 not for GTA - 250 HP	10/00-	306 228			EC-1055	>150		18	7,9	80	1400	306 228 300 113 306 228 300 107		120 120	P P				T T	
Alfa 147 not for GTA - 250 PS	10/00-	306 232			EC-1056	>150		19	7,9	80	1400	306 228 300 113 306 228 300 107		120 120	P P				T T	
Alfa 156 saloon and Sport Wagon	11/97- 07/03	306 219			EC-0596	>150		25,6	8,7	90	1600	306 189 300 113		115					T	
Alfa 156 saloon and Sport Wagon also for facelift from 07/03	11/97-	306 220			EC-0596	>150		26,5	8,7	90	1600	306 189 300 113		115					T	
Alfa 166	09/98-	306 203			EC-0471	>150		22,5	9,9	110	1800	306 203 300 113		75					T	



		No.	System	€	ECE F~No.	 min.		 Kg	D- Value kN	 Kg	 Kg	 12 V	€	 min.	P		T Tronic	electrical kit: ...1.7 = 7-pol. ...1.3 = 13-pol.	park distance control	car-specific connection plug
																		visible cutout	weight	vertical load
Audi																				
Audi 100 Avant A set of boot struts has to be fitted for towable loads of 1600 kg and more (order no. 905061611010). (discontinued model)	03/83-06/91	305 061			F 3389	150		17,2	9,9	75	2000	300 096 300 163 300 096 300 157								
Audi 100 Avant type C4, also Quattro, for vehicles without height control	12/90-94	305 156			F 3830 NL	>150		25,6	11,2	75	2100	300 096 300 163 300 096 300 157								
Audi 100 Avant Type C4, also Quattro	07/91-94	305 158			F 3830 NL	>150		21,5	11,2	75	2100	300 096 300 163 300 096 300 157								
Audi 100 Avant Type C4, also Quattro, for vehicles with height control	07/91-94	305 161			F 3830 NL	>150		25,5	11,2	75	2100	300 096 300 163 300 096 300 157								
Audi 100 saloon and Quattro A set of boot struts has to be fitted for towable loads of 1600 kg and more (order no. 905061611010). (discontinued model)	10/82-12/90	305 061			F 3389	150		17,2	9,9	75	2000	300 096 300 163 300 096 300 157								
Audi 100 saloon type C4, also Quattro, for vehicles without height control	12/90-94	305 156			F 3830 NL	>150		25,6	11,2	75	2100	300 096 300 163 300 096 300 157								
























		No.	System 	€	ECE F~No.	 min.		weight Kg 	D- Value kN	 Kg	 Kg	 12 V	€	 min.	P		T Tronic	electrical kit: ...1.7 = 7-pol. ...1.3 = 13-pol.	park distance control	car-specific connection plug
																		vertical load towing capacity		
Audi 100 saloon type C4, also Quattro	12/90-94	305 158			F 3830 NL	>150		21,5	11,2	75	2100	300 096 300 163 300 096 300 157								
Audi 100 saloon type C4, also Quattro, for vehicles with height control	12/90-94	305 161			F 3830 NL	>150		25,5	11,2	75	2100	300 096 300 163 300 096 300 157								
Audi 200 Avant not for 200 Turbo automatic, not for V8, not for 200 Quattro 20V A set of boot struts has to be fitted for towable loads of 1600 kg and more (order no. 905061611001) (discontinued model)	03/83-06/91	305 061			F 3389	150		17,2	9,9	75	2000	300 096 300 163 300 096 300 157								
Audi 200 saloon and Quattro not for 200 Turbo automatic, not for V8, not for 200 Quattro 20V. A set of boot struts has to be fitted for towable loads of 1600 kg and more (order no. 905061611001) (discontinued model)	10/82-12/90	305 061			F 3389	150		17,2	9,9	75	2000	300 096 300 163 300 096 300 157								
Audi 80 - B4 Avant S2 1994- Towbar is only available at the Audi dealer's.																				





























		No.	System	€	ECE F~No.	 min.		weight Kg	D- Value kN	 Kg	 Kg	 12 V	€	 min.	P		T Tronic	electrical kit: ...1.7 = 7-pol. ...1.3 = 13-pol.	park distance control	car-specific connection plug
																		visible cutout	towing capacity	
Audi 80 Avant B4, also for Quattro, not for Avant RS2, 300 PS	09/91- 12/95	305 131			F 3910 NL	>150		21,9	9,6	75	1800	300 096 300 163 300 096 300 157 with checkcontrol 300 077 300 113 with checkcontrol 300 077 300 107			P		T			
Audi 80 Avant B4, also Quattro, not for Avant RS 2 - 300 PS and Competition	09/91- 12/95	305 133			F 3908 NL	>150		18,7	9,6	75	1800	300 096 300 163 300 096 300 157 with checkcontrol 300 077 300 113 with checkcontrol 300 077 300 107			P		T			
Audi 80 Avant B4, only 230 PS and Competition, not for Avant RS2, 300 PS	10/92-	305 142			F 3910 NL	>150		21,9	9,6	75	1800	300 096 300 163 300 096 300 157 with checkcontrol 300 077 300 113 with checkcontrol 300 077 300 107			P		T			
Audi 80 saloon B4, also for Quattro, not for convertible, Competition and 230 PS	09/91- 11/94	305 131			F 3910 NL	>150		21,9	9,6	75	1800	300 096 300 163 300 096 300 157 with checkcontrol 300 077 300 113 with checkcontrol 300 077 300 107			P		T			


























		No.	System 	€	ECE F~No.	 min.		weight Kg 	D- Value kN	 Kg	 Kg	 12 V	€	 min.	P		T Tronic	electrical kit: ...1.7 = 7-pol. ...1.3 = 13-pol.	park distance control	car-specific connection plug
																		vertical load towing capacity	visible cutout	
Audi 80 saloon B4, also Quattro, not for convertible, Competition and 230 PS	09/91- 11/94	305 133			F 3908 NL	>150		18,7	9,6	75	1800	300 096 300 163 300 096 300 157 with checkcontrol 300 077 300 113 with checkcontrol 300 077 300 107			P		T			
Audi 80 saloon B4, only 230 PS and Competition	10/92-	305 142			F 3910 NL	>150		21,9	9,6	75	1800	300 096 300 163 300 096 300 157 with checkcontrol 300 077 300 113 with checkcontrol 300 077 300 107			P		T			
Audi 80/90 saloon not for convertible	08/86- 07/91	305 096			F 3560 NL	>150		16,6	8,9	75	1800	300 096 300 163 300 096 300 157								
Audi 80/90 saloon Quattro, not for convertible	01/87- 07/91	305 100			F 3606 NL	>150		15,9	8,9	75	1800	300 096 300 163 300 096 300 157								
Audi A3 not for Quattro + S3, (former no. 305 165)	09/96- 05/03	305 222			EC-0867	120		17,5	8,9	75	1650	305 223 300 113 305 223 300 107 additional kit for checkcontrol 305 160 300 173 extra cable set for continuous plus 300 025 300 113		60 60 60	P P	 	T T			

		No.	System	€	ECE F~No.	 min.		weight Kg	D- Value kN	 Kg	 Kg	 12 V	€	 min.	P		T Tronic	electrical kit: ...1.7 = 7-pol. ...1.3 = 13-pol.	park distance control	car-specific connection plug
																		visible cutout	towing capacity	
Audi A3 not for Quattro + S3, (former no. 321 464)	09/96- 05/03	305 223			EC-0859	120		16,8	8,9	75	1650	305 223 300 113 305 223 300 107 additional kit for checkcontrol 305 160 300 173 extra cable set for continuous plus 300 025 300 113		60 60 60	P P	  	T T			
Audi A3 not for Quattro + S3, (former no. 305 164)	09/96- 05/03	305 224			EC-0859	120		18	8,9	75	1650	305 223 300 113 305 223 300 107 additional kit for checkcontrol 305 160 300 173 extra cable set for continuous plus 300 025 300 113		60 60 60	P P	  	T T			
Audi A3 Quattro + S3	09/96- 05/03	305 277			EC-0973			17	8,9	75	1650	305 223 300 113 305 223 300 107 additional kit for checkcontrol 305 160 300 173 extra cable set for continuous plus 300 025 300 113		60 60 60	P P	  	T T			


















		No.	System	€	ECE F~No.	 min.		 Kg	D- Value kN	 Kg	 Kg	 12 V	€	 min.	P		T Tronic	electrical kit: ...1.7 = 7-pol. ...1.3 = 13-pol.	park distance control	car-specific connection plug
																		visible cutout	weight	vertical load
Audi A3 front wheel drive 3 doors not for V6 3,2 l, 250 HP	05/03-	321 539			EC-				9,2	100	1600	Connection of the vehicle's electric by a Audi dealer is necessary. 305 255 300 113 Connection of the vehicle's electric by a Audi dealer is necessary. 305 255 300 107			P					
Audi A3 front wheel drive 3 doors not for V6 3,2 l, 250 HP Please order separately - depending on the motor version - at Audi dealer: spoiler 8P3 807 434 B or spoiler 8P3 807 434 C (incl. cover)	05/03-	321 540			EC-1540				9,2	100	1600	Connection of the vehicle's electric by a Audi dealer is necessary. 305 255 300 113			P					
Audi A4 Avant also for Quattro + S4, not for RS4	11/94- 11/01	305 220			EC-0138	120		19	10,1	75	1800	all years of construction 305 221 300 113 all years of construction 305 221 300 107 additional kit for checkcontrol 305 160 300 173 extra cable set for continuous plus 300 025 300 113		60	P		T			
														60	P		T			
														60						















		No.	System	€	ECE F~No.	 min.		 Kg	D- Value kN	 Kg	 Kg	 12 V	€	 min.	P		T Tronic	electrical kit: ...1.7 = 7-pol. ...1.3 = 13-pol.	park distance control	car-specific connection plug
																		visible cutout	weight	vertical load
Audi A4 Avant also for Quattro + S4, not for RS 4	01/96- 11/01	305 179			EC-0176	150		18	10,1	75	1800	all years of construction 305 221 300 113 all years of construction 305 221 300 107 additional kit for checkcontrol 305 160 300 173 extra cable set for continuous plus 300 025 300 113		60 60 60	P P	 	T T			
Audi A4 Avant B6 and Quattro not for S4	11/01-	305 205			EC-0981	120		18,5	10,3	85	2000	305 224 300 113 305 224 300 107		120 120	P P	 	T T			
Audi A4 Avant B6 and Quattro, not for S4	11/01-	305 206			EC-0894	120		20	10,3	85	2000	305 224 300 113 305 224 300 107		120 120	P P	 	T T			
Audi A4 convertible B6	05/02-	305 205			EC-0981	120		18,5	10,3	85	2000	305 225 300 113			P		T			
Audi A4 convertible B6	05/02-	305 206			EC-0894	120		20	10,3	85	2000	305 225 300 113			P		T			

		No.	System	€	ECE F~No.	 min.	 weight	 Kg	D- Value kN	 Kg	 Kg	 12 V	€	 min.	P		T	visible cutout	vertical load	electrical kit: ...1.7 = 7-pol. ...1.3 = 13-pol.	park distance control	car-specific connection plug
																		towing capacity	towing capacity	towing capacity	towing capacity	towing capacity
Audi A4 saloon B5, also for Quattro + S4	11/94- 11/00	305 179		€	EC-0176	150		18	10,1	75	1800	03/99 - 305 180 300 113	€	60	P		T					
												03/99 - 305 180 300 107		60	P		T					
												- 02/99 305 177 300 113		60	P		T					
												- 02/99 305 177 300 107		60	P		T					
												additional kit for checkcontrol 305 160 300 173 extra cable set for continuous plus 300 025 300 113		60								
Audi A4 saloon B5, also for Quattro + S4	11/94- 11/00	305 220		€	EC-0138	120		19	10,1	75	1800	03/99 - 305 180 300 113	€	60	P		T					
												03/99 - 305 180 300 107		60	P		T					
												- 02/99 305 177 300 113		60	P		T					
												- 02/99 305 177 300 107		60	P		T					
												additional kit for checkcontrol 305 160 300 173 extra cable set for continuous plus 300 025 300 113		60								
Audi A4 saloon B6 and Quattro, not for S4	11/00-	305 205		€	EC-0981	120		18,5	10,3	85	2000	305 205 300 113	€	120	P		T					
												305 205 300 107		120	P		T					

		No.	System	€	ECE F~No.	 min.		 Kg	D- Value kN	 Kg	 Kg	 12 V	€	 min.	P		T Tronic	electrical kit: ...1.7 = 7-pol. ...1.3 = 13-pol.	park distance control	car-specific connection plug
																		visible cutout	weight	vertical load
Audi A4 saloon B6 and Quattro, not for S4	11/00-	305 206			EC-0894	120		20	10,3	85	2000	305 205 300 113 305 205 300 107		120 120	P P	 	T T			
Audi A6 Allroad Quattro Aluminium bumper carrier can only be obtained from Audi, Audi-order-no.: 4Z7 807 313A	05/00-	305 225			EC-0714	120		25,2	11,8	95	2300	with checkcontrol 305 191 300 113 with checkcontrol 305 191 300 107 extra cable set for continuous plus 300 025 300 113		90 90	P P	 	T T			
Audi A6 Avant and Quattro/S6, for vehicles without height control	06/94- 02/98	305 156			F 3830 NL	>150		25,6	11,2	75	2100	300 096 300 163 300 096 300 157 with checkcontrol 300 077 300 113 with checkcontrol 300 077 300 107			P P	 	T T			
Audi A6 Avant and Quattro, for vehicles without height control	06/94- 02/98	305 158			F 3830 NL	>150		21,5	11,2	75	2100	300 096 300 163 300 096 300 157 with checkcontrol 300 077 300 113 with checkcontrol 300 077 300 107			P P	 	T T			
Audi A6 Avant and Quattro/S6, for vehicles with height control	06/94- 04/97	305 161			F 3830 NL	>150		25,5	11,2	75	2100	300 096 300 163 300 096 300 157 with checkcontrol 300 077 300 113 with checkcontrol 300 077 300 107			P P	 	T T			

		No.	System	€	ECE F~No.	 min.		weight Kg	D- Value kN	 Kg	 Kg	 12 V	€	 min.	P		T	visible cutout	vertical load	electrical kit: ...1.7 = 7-pol. ...1.3 = 13-pol.	park distance control	car-specific connection plug
																		towing capacity	T Tronic			
Audi A6 Avant front wheel drive, without height control (former no. 305 171)	97-	305 247			EC-0203	120		21,8	11	85	2100	with checkcontrol 305 191 300 113 with checkcontrol 305 191 300 107 extra cable set for continuous plus 300 025 300 113		90	P		T					
Audi A6 Avant front wheel drive, without height control (former no. 305 191)	97-	305 243			EC-0153	120		22,8	11	85	2100	with checkcontrol 305 191 300 113 with checkcontrol 305 191 300 107 extra cable set for continuous plus 300 025 300 113		90	P		T					
Audi A6 Avant front wheel drive, with height control (former no. 305 183)	97-	305 248			EC-0203	120		20,6	11	85	2100	with checkcontrol 305 191 300 113 with checkcontrol 305 191 300 107 extra cable set for continuous plus 300 025 300 113		90	P		T					
Audi A6 Avant front wheel drive, with height control (former no. 305 195)	97-	305 244			EC-0153	120		22,2	11	85	2100	with checkcontrol 305 191 300 113 with checkcontrol 305 191 300 107 extra cable set for continuous plus 300 025 300 113		90	P		T					



















		No.	System	€	ECE F~No.	 min.		weight Kg	D- Value kN	 Kg	 Kg	 12 V	€	 min.	P		T	electrical kit: ...1.7 = 7-pol. ...1.3 = 13-pol.	park distance control	car-specific connection plug
																		visible cutout	towing capacity	
Audi A6 Avant Quattro, without height control, not for RS6 (former no. 305 184)	97-	305 249			EC-0218	120		21,7	11	85	2100	with checkcontrol 305 191 300 113 with checkcontrol 305 191 300 107 extra cable set for continuous plus 300 025 300 113		90	P		T			
Audi A6 Avant Quattro, without height control, not for RS6 (former no. 305 196)	97-	305 245			EC-0144	120		23	11	85	2100	with checkcontrol 305 191 300 113 with checkcontrol 305 191 300 107 extra cable set for continuous plus 300 025 300 113		90	P		T			
Audi A6 Avant Quattro, without height control, not for RS6 (former no. 305 184)	97-	305 250			EC-0218	120		21	11	85	2100	with checkcontrol 305 191 300 113 with checkcontrol 305 191 300 107 extra cable set for continuous plus 300 025 300 113		90	P		T			
Audi A6 Avant Quattro, with height control, not for RS6 (former no. 305 197)	97-	305 246			EC-0144	120		22,5	11	85	2100	with checkcontrol 305 191 300 113 with checkcontrol 305 191 300 107 extra cable set for continuous plus 300 025 300 113		90	P		T			
























		No.	System	€	ECE F~No.	 min.		weight Kg	D- Value kN	 Kg	 Kg	 12 V	€	 min.	P		T Tronic	electrical kit: ...1.7 = 7-pol. ...1.3 = 13-pol.	park distance control	car-specific connection plug
																		vertical load towing capacity		
Audi A6 saloon and Quattro/S6, for vehicles without height control	06/94- 04/97	305 156			F 3830 NL	>150		25,6	11,2	75	2100	300 096 300 163 300 096 300 157 with checkcontrol 300 077 300 113 with checkcontrol 300 077 300 107			P		T			
Audi A6 saloon and Quattro/S6, for vehicles without height control	06/94- 04/97	305 158			F 3830 NL	>150		21,5	11,2	75	2100	300 096 300 163 300 096 300 157 with checkcontrol 300 077 300 113 with checkcontrol 300 077 300 107			P		T			
Audi A6 saloon and Quattro/S6, for vehicles with height control	06/94- 04/97	305 161			F 3830 NL	>150		25,5	11,2	75	2100	300 096 300 163 300 096 300 157 with checkcontrol 300 077 300 113 with checkcontrol 300 077 300 107			P		T			
Audi A6 saloon front wheel drive, without height control (former no. 305 171)	97- 04/04	305 247			EC-0203	120		21,8	11	85	2100	with checkcontrol 305 171 300 113 with checkcontrol 305 171 300 107 extra cable set for continuous plus 300 025 300 113		90 90	P P	 	T T			
























		No.	System	€	ECE F~No.	 min.		 Kg	D- Value kN	 Kg	 Kg	 12 V	€	 min.	P		 Tronic	electrical kit: ...1.7 = 7-pol. ...1.3 = 13-pol.	park distance control	car-specific connection plug
Audi A6 saloon front wheel drive, without height control (former no. 305 191)	97- 04/04	305 243			EC-0153	120		22,8	11	85	2100	with checkcontrol 305 171 300 113 with checkcontrol 305 171 300 107 extra cable set for continuous plus 300 025 300 113		90	P					
Audi A6 saloon front wheel drive, with height control (former no. 305 183)	97- 04/04	305 248			EC-0203	120		20,6	11	85	2100	with checkcontrol 305 171 300 113 with checkcontrol 305 171 300 107 extra cable set for continuous plus 300 025 300 113		90	P					
Audi A6 saloon front wheel drive, with height control (former no. 305 195)	97- 04/04	305 244			EC-0153	120		22,2	11	85	2100	with checkcontrol 305 171 300 113 with checkcontrol 305 171 300 107 extra cable set for continuous plus 300 025 300 113		90	P					
Audi A6 saloon Quattro, without height control, not for RS6 (former no. 305 184)	97- 04/04	305 249			EC-0218	120		21,7	11	85	2100	wirh checkcontrol 305 171 300 113 with checkcontrol 305 171 300 107 extra cable set for continuous plus 300 025 300 113		90	P					
























		No.	System	€	ECE F~No.	 min.		 Kg	D- Value kN	 Kg	 Kg	 12 V	€	 min.	P		T	Tronic
																		Tronic
<small> visible cutout weight vertical load electrical kit: ...1.7 = 7-pol. ...1.3 = 13-pol. park distance control car-specific connection plug </small>																		
Audi A6 saloon Quattro, without height control, not for RS6 (former no. 305 196)	97-04/04	305 245			EC-0144	120		23	11	85	2100	with checkcontrol 305 171 300 113 with checkcontrol 305 171 300 107 extra cable set for continuous plus 300 025 300 113		90	P		T	
Audi A6 saloon Quattro, with height control, not for RS6 (former no. 305 185)	97-04/04	305 250			EC-0218	120		21	11	85	2100	with checkcontrol 305 171 300 113 with checkcontrol 305 171 300 107 extra cable set for continuous plus 300 025 300 113		90	P		T	
Audi A6 saloon Quattro, with height control, not for RS6 (former no. 305 197)	97-04/04	305 246			EC-0144	120		22,5	11	85	2100	with checkcontrol 305 171 300 113 with checkcontrol 305 171 300 107 extra cable set for continuous plus 300 025 300 113		90	P		T	
Audi A6 saloon not for S-line	04/04-	305 269			EC-				12	90	2200	C2 connection is necessary by the Audi dealer. 305 269 300 113			P		T	
Audi A6 saloon	04/04-	305 274			EC-1648				12	90	2200	C2 connection is necessary by the Audi dealer. 305 269 300 113			P		T	





















		No.	System	€	ECE F~No.	 min.		 Kg	D- Value kN	 Kg	 Kg	 12 V	€	 min.	P		T Tronic	electrical kit: ...1.7 = 7-pol. ...1.3 = 13-pol.	park distance control	car-specific connection plug	
																		visible cutout	weight	vertical load	towing capacity
Audi A8	11/02-	305 276			EC-1088	<150		28,4	12,5	95	2430	305 226 300 113									
Audi A8 1994-2002 Towbar is only available at the Audi dealer's.																					
Audi Convertible 1991-2000 Towbar is only available at the Audi dealer's.																					
Audi Coupé Towbars for Audi Coupé front-wheel drive (88-) and Audi Coupé Quattro (88-) are only available at the Audi dealer's.																					
Audi RS4 Avant is not permitted for towing trailers by the car manufacturer.																					
Audi RS6 is not permitted for towing trailers by the car manufacturer.																					
Audi TT is not permitted for towing trailers by the car manufacturer.																					










		No.	System	€	ECE F~No.	 min.		weight Kg	D- Value kN	 Kg	 Kg	vertical load towing capacity	electrical kit: ...1.7 = 7-pol. ...1.3 = 13-pol.	€	 min.	P		park distance control	car-specific connection plug	T Tronic
BMW 3 series convertible E30, not for M3, also for 4x4	10/90-92	303 084			F 3645 NL	150		12,9	8,3	75	1500		with checkcontrol 300 077 300 113 with checkcontrol 300 077 300 107			P			T	
BMW 3 series convertible E30, not for M3, also for 4x4	10/90-92	303 085			F 3645 NL	150		15,6	8,3	75	1500		with checkcontrol 300 077 300 113 with checkcontrol 300 077 300 107			P			T	
BMW 3 series convertible E36 (E36/C), not for M3 (Please order at BMW Motorsport, Munich)	93-	303 095			EC-0021	>150		18,5	9,3	75	1900		303 117 300 107 300 096 300 163 additional extension kit for checkcontrol 300 025 300 173							
BMW 3 series convertible E36 (E36/C), not for M3 (Please order at BMW Motorsport, Munich)	93-	303 148			EC-0070	150		16,4	9,3	75	1800		303 117 300 107 300 096 300 163 additional extension kit for checkcontrol 300 025 300 173							
BMW 3 series convertible E46 (E46/C), not for M3, aluminium construction, bag made of imitation leather to keep the tow bar in the spare wheel: please order separately (930 140 650 003) Please order separately cover for bumper cutout at BMW dealer' s.	99-	303 140			EC-0189	150		13,8	9,9	75	1940		303 140 300 113 303 140 300 107		90 90	P P			T T	





















		No.	System	€	ECE F~No.	 min.		 Kg	D- Value kN	 Kg	 Kg	 12 V	€	 min.	P		 Tronic	T	electrical kit: ...1.7 = 7-pol. ...1.3 = 13-pol.	park distance control	car-specific connection plug
																			visible cutout	weight	vertical load
BMW 3 series convertible E46 (E46/C), not for M3	99-	303 153			EC-0255	150		15,6	9,9	75	1940	303 140 300 113 303 140 300 107		90 90	P P		T T				
BMW 3 series Compact Compact, E36/5, for 6-cyl. from 9/97 and vehicles with battery in the boot: bracket to keep ball bar in the boot: (order no. 903 121 631 010)	05/94-05/01	303 124			EC-0065	150		17,8	8,5	75	1600	303 116 300 107 300 096 300 163 additional extension kit for checkcontrol 300 025 300 173							T		
BMW 3 series Compact E36/5	05/94-05/01	303 125			EC-0071	150		15,1	8,5	75	1600	303 116 300 107 300 096 300 163 additional extension kit for checkcontrol 300 025 300 173							T		
BMW 3 series Compact E46 (E46/5) not for M3, not for vehicles with sport equipment aluminium construction Please order separately cover for bumper cutout at BMW dealer' s.	06/01-	303 185			EC-0804			14	9,9	75	1940	303 140 300 113 303 140 300 107		90 90	P P		T T				
BMW 3 series Compact E46 (E46/5), not for M3, not for vehicles with sport equipment	06/01-	303 196			EC-0255			16	9,9	75	1940	303 140 300 113 303 140 300 107		90 90	P P		T T				
BMW 3 series Compact E46 (E46/5) not for M3, not for vehicles with sport equipment steel construction Please order separately cover for bumper cutout at BMW dealer' s.	06/01-	303 231			EC-0804				9,9	75	1940	303 140 300 113 303 140 300 107		90 90	P P		T T				


























		No.	System	€	ECE F~No.	 min.		 Kg	D- Value kN	 Kg	 Kg	 12 V	€	 min.	P		T Tronic	electrical kit: ...1.7 = 7-pol. ...1.3 = 13-pol.	park distance control	car-specific connection plug
																		visible cutout	weight	vertical load
BMW 3 series Coupé E36 (E36/2), not for M3 (Please order at BMW Motorsport, Munich)	92-	303 095			EC-0021	>150		18,5	9,3	75	1800	303 117 300 107 300 096 300 163 additional extension kit for checkcontrol 300 025 300 173								
BMW 3 series Coupé E36 (E36/2), not for M3 (Please order at BMW Motorsport, Munich)	92-	303 148			EC-0070	150		16,4	9,3	75	1800	303 117 300 107 300 096 300 163 additional extension kit for checkcontrol 300 025 300 173								
BMW 3 series Coupé E46 (E46/2), not for M3, aluminium construction Please order separately cover for bumper cutout at BMW dealer' s.	04/99-	303 140			EC-0189	150		13,8	9,9	75	1940	303 140 300 113 303 140 300 107		90	P					
BMW 3 series Coupé E46 (E46/2), not for M3	04/99-	303 153			EC-0255	150		15,6	9,9	75	1940	303 140 300 113 303 140 300 107		90	P					
BMW 3 series Coupé E46 (E46/2), not for M3, steel construction Please order separately cover for bumper cutout at BMW dealer' s.	04/99-	303 230			EC-0189	150			9,9	75	1940	303 140 300 113 303 140 300 107		90	P					
BMW 3 series saloon BMW 3 series E30, not for M3, also for 4 WD	08/87- 12/90	303 084			F 3645 NL	150		12,9	8,3	75	1500	300 096 300 163 300 096 300 157 with checkcontrol 300 077 300 113 with checkcontrol 300 077 300 107			P					






















		No.	System	€	ECE F~No.	 min.		 Kg	D- Value kN	 Kg	 Kg	 12 V	€	 min.	P		T	electrical kit: ...1.7 = 7-pol. ...1.3 = 13-pol.	park distance control	car-specific connection plug
BMW 3 series saloon BMW 3 series E30, not for M3, also for 4 WD	08/87- 12/90	303 085			F 3645 NL	150		15,6	8,3	75	1500	300 096 300 163 300 096 300 157 with checkcontrol 300 077 300 113 with checkcontrol 300 077 300 107			P		T			
BMW 3 series saloon E36 (E36/4), not for M3 (available form BMW- Motorsport, Munich)	01/91-	303 095			EC-0021	>150		18,5	9,3	75	1800	303 108 300 113 303 108 300 107 additional extension kit for checkcontrol 300 025 300 173			P		T			
BMW 3 series saloon E36 (E36/4), not for M3 (available from BMW Motorsport, Munich)	01/91-	303 148			EC-0070	150		16,4	9,3	75	1800	303 108 300 113 303 108 300 107 additional extension kit for checkcontrol 300 025 300 173			P		T			
BMW 3 series saloon E 46, not for M3, aluminium construction Please order separately cover for bumper cutout at BMW dealer' s.	04/98-	303 140			EC-0189	150		13,8	9,9	75	1940	303 140 300 113 303 140 300 107		90 90	P P		T T			
BMW 3 series saloon E46, not for M3	04/98-	303 153			EC-0255	150		15,6	9,9	75	1940	303 140 300 113 303 140 300 107		90 90	P P		T T			
BMW 3 series saloon E 46, not for M3, steel construction Please order separately cover for bumper cutout at BMW dealer' s.	04/98-	303 230			EC-0189	150			9,9	75	1940	303 140 300 113 303 140 300 107		90 90	P P		T T			



















		No.	System	€	ECE F~No.	 min.		 Kg	D- Value kN	 Kg	 Kg	 12 V	€	 min.	P		T	electrical kit: ...1.7 = 7-pol. ...1.3 = 13-pol.	park distance control	car-specific connection plug
BMW 3 series Touring E30, not for M3, also for 4x4	10/90-94	303 084			F 3645 NL	150		12,9	8,3	75	1500	300 096 300 163 300 096 300 157 with checkcontrol 300 077 300 113 with checkcontrol 300 077 300 107			P		T			
BMW 3 series Touring E30, not for M3, also for 4x4	10/90-94	303 085			F 3645 NL	150		15,6	8,3	75	1500	300 096 300 163 300 096 300 157 with checkcontrol 300 077 300 113 with checkcontrol 300 077 300 107			P		T			
BMW 3 series Touring E36 (E36/3), not for M3 (Please order at BMW Motorsport, Munich)	95-	303 095			EC-0021	>150		18,5	9,3	75	1800	303 108 300 113 303 108 300 107 additional extension kit for checkcontrol 300 025 300 173			P		T			
BMW 3 series Touring E36 (E36/3), not for M3 (Please order at BMW Motorsport, Munich)	95-	303 148			EC-0070	150		16,4	9,3	75	1800	303 108 300 113 303 108 300 107 additional extension kit for checkcontrol 300 025 300 173			P		T			
BMW 3 series Touring E46 (E46/3), aluminium construction. Please order separately cover for bumper cutout at BMW dealer' s.	99-	303 155			EC-0324	150		14	9,9	75	1940	303 140 300 113 303 140 300 107		90 90	P P		T T			












		No.	System	€	ECE F~No.	 min.		 Kg	D- Value kN	 Kg	 Kg	 12 V	€	 min.	P		T Tronic	electrical kit: ...1.7 = 7-pol. ...1.3 = 13-pol.	park distance control	car-specific connection plug
																		visible cutout	weight	vertical load
BMW 3 series Touring E46 (E46/3)	99-	303 164			EC-0346	150		15,7	9,9	75	1940	303 140 300 113 303 140 300 107		90 90	P P		T T			
BMW 3 series Touring E46 (E46/3), steel construction. Please order separately cover for bumper cutout at BMW dealer' s.	99-	303 232			EC-0324	150			9,9	75	1940	303 140 300 113 303 140 300 107		90 90	P P		T T			
BMW series 5 saloon Sallon, 518i, 520i, 524td, 525ix, 525tds 525 td, 525i, 530i, 535i, M5, 540i, 4 WD, not for Touring Please order separately cover for bumper cutout at BMW dealer' s.	01/88- 11/95	303 078			F 3655 NL	150		24	10,8	75	2100	303 119 300 113 303 119 300 107 additional extension kit for checkcontrol 300 025 300 173 extra cable set for continuous plus 300 025 300 113				 	T			
BMW series 5 saloon 518i, 520i, 524td, 525ix, 525tds, 525td, 525i, 530i, 535i, M5, 540i, saloon 4WD	01/88- 11/95	303 147			EC-0198	150		20,8	10,8	75	2100	303 119 300 113 303 119 300 107 additional extension kit for checkcontrol 300 025 300 173 extra cable set for continuous plus 300 025 300 113				 	T			














		No.	System	€	ECE F~No.	 min.		 Kg	D- Value kN	 Kg	 Kg	 12 V	€	 min.	P		T Tronic	electrical kit: ...1.7 = 7-pol. ...1.3 = 13-pol.	park distance control	car-specific connection plug
																		visible cutout	weight	vertical load
BMW series 5 saloon BMW 5 series, saloon, E39, aluminium- construction (bracket to keep ball bar in the boot: order no. 903 127 631 001) Please order separately cover for bumper cutout at BMW dealer' s.	12/95- 07/03	303 127			EC-0015	>150		14,3	11,4	75	2200	10/00 - 303 127 300 113 - 09/00 303 124 300 113 extra cable set for continuous plus 300 025 300 113			P		T			
BMW series 5 saloon E39	12/95- 07/03	303 134			EC-0109	>150		13,7	11,4	90	2200	10/00 - 303 127 300 113 - 09/00 303 124 300 113 extra cable set for continuous plus 300 025 300 113			P		T			
BMW series 5 saloon BMW 5 series, saloon, E39, steel construction (bracket to keep ball bar in the boot: order no. 903 127 631 001) Please order separately cover for bumper cutout at BMW dealer' s.	12/95- 07/03	303 228			EC-0109	>150			11,4	90	2200	10/00 - 303 127 300 113 - 09/00 303 124 300 113 extra cable set for continuous plus 300 025 300 113			P		T			
BMW series 5 saloon not for M5, not for vehicles with sport equipment Please order separately at BMW dealers: cover for cutout 7 063 432 and support 7 063 431. Bracket for ball bar 903 186 631 101	07/03-	303 202			EC-1171			18,8	11,4	90	2200	303 202 300 113								
BMW series 5 saloon not for M5, also for vehicles with sport equipment	07/03-	303 212			EC-1523				11,4	90	2200	303 202 300 113								














		No.	System	€	ECE F~No.	 min.		weight Kg	D- Value kN	 Kg	 Kg	 12 V	€	 min.	P		T Tronic	electrical kit: ...1.7 = 7-pol. ...1.3 = 13-pol.	park distance control	car-specific connection plug
																		visible cutout	towing capacity	
BMW 5 series Touring 518i, 520i, 525tds, 525td, 525i, 530i, 535i, M5, 540i	01/88- 03/97	303 147			EC-0198	150		20,8	10,8	75	2100	303 120 300 113 303 120 300 107 additional extension kit for checkcontrol 300 025 300 173 extra cable set for continuous plus 300 025 300 113				  	T			
BMW 5 series Touring E34/2, also for 4x4 Please order separately cover for bumper cutout at BMW dealer' s.	02/92- 03/97	303 130			F 3655 NL	150		22,3	10,8	75	2100	303 120 300 113 303 120 300 107 additional extension kit for checkcontrol 300 025 300 173 extra cable set for continuous plus 300 025 300 113				  	T			
BMW 5 series Touring E39/2, also for vehicles with BMW-sport- equipment, aluminium-construction Please order separately cover for bumper cutout at BMW dealer' s.	03/97-	303 144			EC-0015	>150		14,7	11,4	90	2200	303 123 300 113 extra cable set for continuous plus 300 025 300 113			P		T			
BMW 5 series Touring E39/2, also for vehicles with BMW-sport- equipment	03/97-	303 151			EC-0109	>150		15,2	11,4	90	2200	303 123 300 113 extra cable set for continuous plus 300 025 300 113			P		T			




		No.	System	€	ECE F~No.	 min.		 Kg	D- Value kN	 Kg	 Kg	 12 V	€	 min.	P		T Tronic	electrical kit: ...1.7 = 7-pol. ...1.3 = 13-pol.	park distance control	car-specific connection plug
																		visible cutout	weight	vertical load
BMW 5 series Touring E39/2, also for vehicles with BMW-sport-equipement, steel construction Please order separately cover for bumper cutout at BMW dealer' s.	03/97-	303 229			EC-0109	>150			11,4	90	2200	303 123 300 113 extra cable set for continuous plus 300 025 300 113			P		T			
BMW 5 series Touring not for M5, not for vehicles with sport equipment bracket for ball bar 903 186 631 101	07/04-	303 202			EC-1171			18,8	11,4	90	2200									
BMW 5 series Touring not for M5, also for vehicles with sport equipment	07/04-	303 212			EC-1523				11,4	90	2200									
BMW 6 series is not permitted for towing trailers by the car manufacturer.																				
BMW 8 series 850i, 840i V8, CS, CSI (discontinued model)	89-	303 091			EC-0064	>150		20,9	10,8	90	2100	with checkcontrol 300 077 300 113			P		T			
BMW X3	01/04-	303 189			EC-1656				11,2	100	2200									
BMW X5 E53 Tow bar cannot be mounted on vehicles with US- standard. (former no. 303 170)	06/00 -	303 207			EC-0552			34	15,5	150	3500	only for prepared vehicles 303 137 300 113		40	P		T			


		No.	System	€	ECE F~No.	 min.		weight Kg	D- Value kN	 Kg	 Kg	 12 V	€	 min.	P		T Tronic	electrical kit: ...1.7 = 7-pol. ...1.3 = 13-pol.	park distance control	car-specific connection plug
																		visible cutout	towing capacity	
BMW Z3 Coupé E36/7 Please order separately cover for bumper cutout at BMW dealer' s (BMW no. 5112 8399 417).	99-07/02	303 173			EC-0148	>150		17,6	7	75	1200	303 122 300 113								
BMW Z3 Roadster E36/7 Please order separately cover for bumper cutout at BMW dealer' s.	03/96-03/99	303 149			EC-0148	150		18,8	7	75	1200	303 122 300 113								
BMW Z3 Roadster E36/7 Please order separately cover for bumper cutout at BMW dealer' s (BMW no. 5112 8399 417).	04/99-07/02	303 176			EC-0715	150		18	7	75	1200	303 122 300 113								
BMW Z4 / Z8 are not permitted for towing trailers by the car manufacturer.																				

		No.	System	€	ECE F~No.	 min.		weight Kg	D- Value kN	 Kg	 Kg	vertical load towing capacity	electrical kit: ...1.7 = 7-pol. ...1.3 = 13-pol.	€	 min.	P		T Tronic	park distance control	car-specific connection plug	
																					12 V
Chrysler																					
Chrysler Jeep Cherokee	09/01-	342 093			EC-				14,4	140	3500		300 096 300 163 300 096 300 157 with checkcontrol 300 077 300 113 with checkcontrol 300 077 300 107 for vehicles with rear fog lamp switched to ground please order separately 300 065 300 005			P		T			
Chrysler Jeep Cherokee	09/01-	342 094			EC-1989				14,5	140	3500		300 096 300 163 300 096 300 157 with checkcontrol 300 077 300 113 300 077 300 107 for vehicles with rear fog lamp switched to ground please order separately 300 065 300 005			P		T			
Chrysler Jeep Eagle type YJ, incl. tow ball, not for vehicles with spare wheel on the tailgate (discontinued model)	01/87- 08/96	342 031			special approval			20,2	11,8	75	2400		300 096 300 163 300 096 300 157								





















		No.	System	€	ECE F~No.	 min.		weight Kg	D- Value kN	 Kg	 Kg	 12 V	€	 min.	P		T Tronic	electrical kit: ...1.7 = 7-pol. ...1.3 = 13-pol.	park distance control	car-specific connection plug
																		visible cutout	towing capacity	
Chrysler Jeep Grand Cherokee	93-04/99	342 050			EC-0018			29	14,5	120	3500	for vehicles with rear fog lamp switched to ground please order separately 300 065 300 005 300 050 300 113								
Chrysler Jeep Grand Cherokee (former no. 342 083)	04/99-	342 085			EC-0846			23,9	14,3	140	3500	for vehicles with rear fog lamp switched to ground please order separately 300 065 300 005 300 050 300 113								
Chrysler Jeep Wrangler incl. ball, not for vehicles with spare wheel on the tailgate (discontinued model)	01/87-08/96	342 031			special approval			20,2	11,8	75	2400	for vehicles with rear fog lamp switched to ground please order separately 300 065 300 005 300 050 300 113								
Chrysler Voyager & Grand Voyager also for 4 WD (discontinued model)	91-12/95	342 056F			EC-			20	10,4	75	1800	for vehicles with rear fog lamp switched to ground please order separately 2 x: 300 065 300 005 300 050 300 113								
























		No.	System	€	ECE F~No.	 min.		 Kg	D- Value kN	 Kg	 Kg	 12 V	€	 min.	P		T Tronic	electrical kit: ...1.7 = 7-pol. ...1.3 = 13-pol.	park distance control	car-specific connection plug
																		visible cutout	weight	vertical load
Chrysler Voyager & Grand Voyager only for 2 WD from model '96, not for vehicles with sport-exhaust	09/95- 04/01	342 063			EC-0134	>150		27	10,7	80	2000	for vehicles with rear fog lamp switched to ground please order separately 2 x: 300 065 300 005 300 050 300 113								
Chrysler Voyager & Grand Voyager from model '96, only 2 WD, not for vehicles with sport-exhaust	09/95- 04/01	342 068			EC-0256	>150		28,8	10,7	80	2000	for vehicles with rear fog lamp switched to ground please order separately 2 x: 300 065 300 005 300 050 300 113								
Chrysler Voyager & Grand Voyager	04/01-	342 091			EC-1016			21	10	80	2000	300 096 300 163 300 096 300 157 with checkcontrol 300 077 300 113 with checkcontrol 300 077 300 107 for vehicles with rear fog lamp switched to ground please order separately 2 x: 300 065 300 005			P P		T T			
















		No.	System	€	ECE F~No.	 min.		weight Kg	D- Value kN	 Kg	 Kg	 12 V	€	 min.	P		T Tronic	electrical kit: ...1.7 = 7-pol. ...1.3 = 13-pol.	park distance control	car-specific connection plug
																		vertical load	towing capacity	
Chrysler Voyager & Grand Voyager	04/01-	342 092			EC-1161			22,5	10	80	2000	300 096 300 163 300 096 300 157 with checkcontrol 300 077 300 113 with checkcontrol 300 077 300 107 for vehicles with rear fog lamp switched to ground please order separately 2 x: 300 065 300 005			P	P	T			
































		No.	System	€	ECE F~No.	 min.		weight Kg	D- Value kN	 Kg	 Kg	vertical load - towing capacity	electrical kit: ...1.7 = 7-pol. ...1.3 = 13-pol.	€	 min.	P		car-specific connection plug	T Tronic	
																				Citroën
Citroën 2 CV Dyane, Ami (all types)		304 014			TP8W5A	90		9,2		50	700									
Citroën Berlingo van, estate Multispace	11/96-	304 054			EC-0191	90		14,8	7,8	70	1350									
																				
																				T
																				T
Citroën Berlingo van/estate Multispace	11/96-	304 057			EC-0222	90		17,5	7,8	70	1350									
																				
																				T
																				T
Citroen BX saloon also for 4 WD Vehicles with 4 WD: the spare wheel has to be kept in the boot. (discontinued model)	83-	304 036			F 3422 NL	120		14,8	7,1	75	1300									


















		No.	System	€	ECE F~No.	 min.		weight Kg	D- Value kN	 Kg	 Kg	 12 V	€	 min.	P		T Tronic	electrical kit: ...1.7 = 7-pol. ...1.3 = 13-pol.	park distance control	car-specific connection plug	
																		visible cutout	towing capacity		
Citroen C25 800 van and platform (discontinued model)	88-03/94	306 130			F 3831	>150		25,6	9,5	75	1600	300 096 300 163 300 096 300 157									
Citroen C25 van also for 4 WD (discontinued model)	08/84-03/94	306 102			F 3462	150		28,5	12	75	2000	300 096 300 163 300 096 300 157									
Citroen C25 platform also for Maxi and 4 WD ball plate for towing bracket: 329 072 600 001 329 062 600 001 329 042 600 001 or bolt coupling systems (discontinued model)	08/84-03/94	306 103			F 3659	>150		32,2	12	75	2000	When mounting the automatic bolt coupling to the underrun guard, please order separately the number plate lighting set. 306 103 300 001 300 096 300 163 300 096 300 157									
Citroën C3	05/02-	304 074			EC-1434	120		16	6,1	50	1100	300 096 300 163 300 096 300 157									
Citroën C3 Pluriel	03-	304 077			EC-1450	120		16	5,2	60	800	300 096 300 163 300 096 300 157									
Citroën C3 Pluriel	03/03-	304 076			EC-1331	120		16	5,2	60	800	300 096 300 163 300 096 300 157									
Citroen C5 saloon	03/01-	304 066			EC-1613			24,6	9,3	75	1800	with checkcontrol 300 077 300 113 with checkcontrol 300 077 300 107			P		T				
Citroën C8	09/02-	315 097			EC-0989	75		22	10,8	100	1900	315 097 300 113 315 097 300 107		90 90	P P	 	T T				



		No.	System	€	ECE F~No.	 min.		weight Kg	D- Value kN	 Kg	 Kg	 12 V	€	 min.	P		T Tronic	electrical kit: ...1.7 = 7-pol. ...1.3 = 13-pol.	park distance control	car-specific connection plug
																		visible cutout	towing capacity	
Citroën C8	09/02-	315 098			EC-0986	75		20	10,8	100	1900	315 097 300 113 315 097 300 107		90 90	P P	 	T T			
Citroën Evasion	09/94- 08/02	315 072			EC-0010	60		15,5	10,9	100	2000	08/97 - 315 073 300 113 08/97 - 315 073 300 107 - 07/97 315 072 300 113 - 07/97 315 072 300 107		60 60 60 60		   				
Citroën Evasion	09/94- 08/02	315 074			EC-0014	60		17,7	10,9	100	2000	08/97 - 315 073 300 113 08/97 - 315 073 300 107 - 07/97 315 072 300 113 - 07/97 315 072 300 107		60 60 60 60		   				
Citroën Jumper platform ,also 4 WD, 4 WD: bolt kit (order no. 906 216 650 002) must be ordered separately, for vehicles until 10/95: body reinforcement kit platform 306 151 650 002 must be ordered separately. Ball plate for vehicles with standard chassis: 329 057, Ball plate for vehicles with 16" wheels and reinforced springs: 329 062 When mounting swap system to vehicles with standard chassis we recommend ball plate 329 059	03/94-	306 216			EC-0827	60		32,7	13,3	150	2500	300 096 300 163 300 096 300 157								
















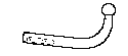



		No.	System	€	ECE F~No.	 min.		weight Kg	D- Value kN	 Kg	 Kg	 12 V	€	 min.	P		T Tronic	electrical kit: ...1.7 = 7-pol. ...1.3 = 13-pol.	park distance control	car-specific connection plug
																		vertical load - towing capacity		
Citroën Jumper box/estate ,also 4 WD, 4 WD: bolt kit (order no. 906 216 650 002) must be ordered separately, for vehicles until 10/95: body reinforcement kit box/estate: 306 142 650 002 must be ordered separately. Ball plate for vehicles with standard chassis: 329 057, Ball plate for vehicles with 16" wheels and reinforced springs: 329 062 When mounting swap system to vehicles with standard chassis we recommend ball plate 329 059	03/94-	306 216			EC-0827	60		32,7	13,3	150	2500	03/02 -		60	P		T			
												306 216 300 113								
												03/02 -								
												306 216 300 107								
- 03/02																				
306 142 300 113																				
- 03/02																				
306 142 300 107																				
Citroën Jumpy	09/94-	315 072			EC-0010	60		15,5	10,9	100	2000	08/97 -		60						
306 155 300 113																				
08/97 -																				
306 155 300 107																				
- 07/97																				
306 153 300 113																				
- 07/97																				
306 153 300 107																				
Citroën Jumpy	09/94-	315 074			EC-0014	60		17,7	10,9	100	2000	08/97 -		60						
306 155 300 113																				
08/97 -																				
306 155 300 107																				
- 07/97																				
306 153 300 113																				
- 07/97																				
306 153 300 107																				













		No.	System	€	ECE F~No.	 min.		weight Kg	D- Value kN	 Kg	 Kg	 12 V	€	 min.	P		T Tronic	electrical kit: ...1.7 = 7-pol. ...1.3 = 13-pol.	park distance control	car-specific connection plug	
																		visible cutout	towing capacity		
Citroën Saxo	04/96-	304 053			EC-0147	90		11,5	6,4	75	1200	300 096 300 163 300 096 300 157									
Citroën Saxo	04/96-	315 076			EC-0169	90		13,7	6,4	75	1200	300 096 300 163 300 096 300 157									
Citroën Xantia Break Typ X1 + X2	09/95- 05/01	304 051			EC-0094	120		20,9	9	85	1600	304 047 300 113 304 047 300 107		45 45		 					
Citroën Xantia Break Typ X1+X2 (discontinued model)	09/95- 05/01	304 052			EC-0093	120		22	9	85	1600	304 047 300 113 304 047 300 107		45 45		 					
Citroen Xantia saloon Typ X1 + X2	09/93- 03/01	304 058			EC-0115	120		19	8,8	85	1550	304 047 300 113 304 047 300 107		45 45		 					
Citroen Xantia saloon Typ X1 + X2 (discontinued model)	09/93- 03/01	304 059			EC-0040	120		19	8,8	85	1550	304 047 300 113 304 047 300 107		45 45		 					
Citroen XM saloon (discontinued model)	10/89-	304 050			EC-0062	120		19,5	10,2	110	2000	300 096 300 163 300 096 300 157									
Citroen Xsara estate	05/98-	304 060			EC-0405	120		20,8	7,4	85	1300	01/00 - 304 061 300 113 01/00 - 304 061 300 107 - 12/99 304 060 300 113 - 12/99 304 060 300 107		45 45 60 60		   	T T				


















		No.	System	€	ECE F~No.	 min.		 Kg	D- Value kN	 Kg	 Kg	 12 V	€	 min.	P		T Tronic	electrical kit: ...1.7 = 7-pol. ...1.3 = 13-pol.	park distance control	car-specific connection plug
																		visible cutout	weight	vertical load
Citroen Xsara estate	05/98-	304 061			EC-0405	120		20	7,4	85	1300	01/00 - 304 061 300 113		45			T			
												01/00 - 304 061 300 107		45			T			
												- 12/99 304 060 300 113		60						
												- 12/99 304 060 300 107		60						
Citroen Xsara saloon 5 doors + Coupé 3 doors	09/97-	304 056			EC-1163	120		21	7,3	78	1300	01/00 - 304 057 300 113		45			T			
												01/00 - 304 057 300 107		45			T			
												- 12/99 304 056 300 113		60						
												- 12/99 304 056 300 107		60						
												extra cable set for continuous plus 300 025 300 113								
Citroen Xsara saloon 5 doors and Coupé 3 doors former no.: 304 055)	09/97-	304 063			EC-1164	120		19,4	7,3	78	1300	01/00 - 304 057 300 113		45			T			
												01/00 - 304 057 300 107		45			T			
												- 12/99 304 056 300 113		60						
												- 12/99 304 056 300 107		60						
												extra cable set for continuous plus 300 025 300 113								






















		No.	System	€	ECE F~No.	 min.		weight Kg	D- Value kN	 Kg	 Kg	 12 V	€	 min.	P		T Tronic	electrical kit: ...1.7 = 7-pol. ...1.3 = 13-pol.	park distance control	car-specific connection plug	
																		visible cutout	towing capacity		
Citroën Xsara Picasso (former no. 304 064)	09/99- 03/04	304 068			EC-1063	120		17,5	7,5	90	1300	304 064 300 113 304 064 300 107 extra cable set for continuous plus 300 025 300 113		30 30	P P	 	T T				
Citroën Xsara Picasso also for facelift 04/04 - (former no. 304 065)	09/99-	304 069			EC-1209	90		16	7,5	90	1300	304 064 300 113 304 064 300 107 extra cable set for continuous plus 300 025 300 113		30 30	P P	 	T T				
Citroën Xsara Picasso	04/04-	304 079			CE-1634				7,5	90	1300										
Citroen ZX saloon (discontinued model)	09/91- 08/97	304 044			EC-0037	150		15,7	7,2	70	1300	300 096 300 163 300 096 300 157									


























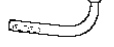


		No.	System	€	ECE F~No.	 min.		weight Kg	D- Value kN	 Kg	 Kg	vertical load towing capacity	electrical kit: ...1.7 = 7-pol. ...1.3 = 13-pol.	€	 min.	P		park distance control	car-specific connection plug	T Tronic
Daewoo Kalos hatchback	03-	349 021			EC-2212				6,6	75	1200		300 096 300 163 300 096 300 157							
Daewoo Lanos hatchback 3 / 5 doors	97-	349 007			EC-0466			19,3	7,4	70	1300		300 096 300 163 300 096 300 157							
Daewoo Nubira II estate (former no. 349 014)	05/99- 08/04	349 019			EC-1755			18,2	7,2	75	1200		300 096 300 163 300 096 300 157							
Daewoo Nubira II saloon from chassis no. KLAJF356EWK196773 (former no. 349 013)	02/98- 06/03	349 018			EC-1278			16,2	7	75	1200		300 096 300 163 300 096 300 157							






























		No.	System	€	ECE F~No.	 min.		weight Kg	D- Value kN	 Kg	 Kg	vertical load towing capacity	electrical kit: ...1.7 = 7-pol. ...1.3 = 13-pol.	€	 min.	P		car-specific connection plug	T Tronic
Fiat																			
Fiat Brava 5 doors	09/95- 09/01	306 160			EC-0127	>150		19,9	7,9	75	1400		306 152 300 113 306 152 300 107		60 60				
Fiat Bravo 3 doors	09/95- 09/01	306 195			EC-0133	>150		17,3	7,7	75	1400		306 151 300 113 306 151 300 107		60 60				
Fiat Cinquecento	02/93-	306 143			EC-0097	>150		12	3	35	400		300 096 300 163 300 096 300 157						
Fiat Croma (discontinued model)	04/86-	306 113			F 3570	>150		11,5	9	75	1700		300 096 300 163 300 096 300 157						
Fiat Doblo	11/00-	306 222			EC-0745	120		18	7,5	90	1300		306 215 300 113 306 215 300 107		75 75	P P	 	T T	
Fiat Doblo	11/00-	306 223			EC-0847	120		16,5	7,5	90	1300		306 215 300 113 306 215 300 107		75 75	P P	 	T T	
Fiat Ducato van also for Maxi and 4 WD (discontinued model)	08/84- 03/94	306 102			F 3462	150		28,5	12	75	2000		300 096 300 163 300 096 300 157						






























		No.	System	€	ECE F~No.	 min.		weight Kg	D- Value kN	 Kg	 Kg	 12 V	€	 min.	P		T Tronic	electrical kit: ...1.7 = 7-pol. ...1.3 = 13-pol.	park distance control	car-specific connection plug
																		visible cutout	towing capacity	
Fiat Ducato van also 4 WD, 4 WD: bolt kit (order no. 906 216 650 002) must be ordered separately, for vehicles until 10/95: body reinforcement kit estate/box 306 142 650 002 must be ordered separately. Ball plate for vehicles with standard chassis: 329 057, Ball plate for vehicles with 16" wheels and reinforced springs: 329 062. When mounting swap system to vehicles with standard chassis we recommend ball plate 329 059.	04/94-	306 216			EC-0827	60		32,7	13,3	150	2500	03/02 -		60	P		T			
												306 216 300 113								
												03/02 -								
												306 216 300 107								
- 03/02																				
306 142 300 113																				
- 03/02																				
306 142 300 107																				
Fiat Ducato platform also for Maxi and 4 WD ball plate for towing bracket: 329 072 600 001 329 062 600 001 329 042 600 001 or bolt coupling systems (discontinued model)	08/84- 03/94	306 103			F 3659	>150		32,2	12	75	2000	When mounting the automatic bolt coupling to the underrun guard, please order separately the number plate lighting set. 306 103 300 001 300 096 300 163 300 096 300 157								





















		No.	System	€	ECE F~No.	 min.		weight Kg	D- Value kN	 Kg	 Kg	 12 V	€	 min.	P		T Tronic	electrical kit: ...1.7 = 7-pol. ...1.3 = 13-pol.	park distance control	car-specific connection plug
																		visible cutout	towing capacity	
Fiat Ducato platform platform, also 4 WD 4 WD: bolt kit (order no. 906 216 650 002) must be ordered separately, for vehicles until 10/95: body reinforcement kit platform 306 151 650 002 must be ordered separately. Ball plate for vehicles with standard chassis: 329 057, Ball plate for vehicles with 16" wheels and reinforced springs: 329 062. When mounting swap system to vehicles with standard chassis we recommend ball plate 329 059.	04/94-	306 216			EC-0827	60		32,7	13,3	150	2500	300 096 300 163 300 096 300 157								
Fiat Fiorino Pick-up and van all models (discontinued model)	06/88- 12/93	306 128			special approval	150		18	6,1	70	1000	300 096 300 163 300 096 300 157								
Fiat Fiorino van	01/94-	306 156			EC-0085	150		15,6	6,9	75	1200	300 096 300 163 300 096 300 157								
Fiat Fiorino Pick-up	94-	306 166			EC-0129	150		16	6,9	75	1200	300 096 300 163 300 096 300 157								
Fiat Idea	01/04-	306 253			EC-				6,8	80	1200									
Fiat Idea	01/04-	306 247			EC-1267	180		18	6,8	80	1200	306 240 300 113 306 240 300 107			P P	 	T T			




		No.	System	€	ECE F~No.	 min.		weight Kg	D- Value kN	 Kg	 Kg	vertical load towing capacity	electrical kit: ...1.7 = 7-pol. ...1.3 = 13-pol.	€	 min.	P		park distance control	car-specific connection plug	T Tronic
Fiat Marea Weekend (estate) (former no. 306 174)	09/96-	306 217		€	EC-0698	>150		28,2	9,3	70	1800			60						
														60						
																				
																				
																				
																				
Fiat Multipla also for vehicles with gas drive (former no. 306 206)	11/98-	306 226		€	EC-0449	>150		28,1	8,4	90	1500					P				T
																P				T
																P				T
																P				T
																				

		No.	System	€	ECE F~No.	 min.		weight Kg	D- Value kN	 Kg	 Kg	 12 V	€	 min.	P		T Tronic	electrical kit: ...1.7 = 7-pol. ...1.3 = 13-pol.	park distance control	car-specific connection plug	
																		visible cutout	towing capacity		
Fiat Multipla also for vehicles with gas drive (former no. 306 202)	11/98-	306 227			EC-0648	>150		22,7	8,4	90	1500	09/04 - 306 227 300 113 09/04 - 306 227 300 107 - 08/04 306 226 300 113 - 08/04 306 226 300 107 extra cable set for continuous plus 300 025 300 113			P		T				
Fiat Palio Weekend	01/98-	306 176			EC-0211	>150		26,8	7,4	75	1300	306 154 300 113 306 154 300 107		45 45		 					
Fiat Palio Weekend	01/98-	306 191			EC-0248	>150		24,1	7,4	75	1300	306 154 300 113 306 154 300 107		45 45		 					
Fiat Panda	09/03-	306 248			EC-1615	180			6,9	75	1300	306 237 300 113 306 237 300 107			P P	 	T T				
Fiat Panda	09/03-	306 249			EC-1249	180		19	6,9	75	1300	306 237 300 113 306 237 300 107			P P	 	T T				
Fiat Punto also for convertible	11/93- 09/99	306 164			EC-0167	>150		15,8	6,8	75	1200	300 096 300 163 300 096 300 157									
Fiat Punto also for convertible	11/93- 09/99	306 168			EC-0166	>150		17,4	6,8	75	1200	300 096 300 163 300 096 300 157									



























		No.	System 	€	ECE F~No.	 min.		weight Kg 	D- Value kN	 Kg	 Kg	 12 V	€	 min.	P		T Tronic	electrical kit: ...1.7 = 7-pol. ...1.3 = 13-pol.	park distance control	car-specific connection plug
																		visible cutout	towing capacity	
Fiat Punto	09/99- 06/03	306 187			EC-0684	>150		16	7,2	75	1300	306 186 300 113 306 186 300 107		60 60	P P	 	T T			
Fiat Punto also for Sporting-HGT and Sound not for vehicles with gas-fueled drive	06/03-	306 250			EC-1401	180		18,8	7,1	75	1300	306 186 300 113 306 186 300 107		60 60	P P	 	T T			
Fiat Scudo also for long wheelbase	09/94-	315 072			EC-0010	60		15,5	10,9	100	2000	08/97 - 306 155 300 113 08/97 - 306 155 300 107 - 07/97 306 153 300 113 - 07/97 306 153 300 107		60 60 60 60		   				
Fiat Scudo also for long wheelbase	09/94-	315 074			EC-0014	60		17,7	10,9	100	2000	08/97 - 306 155 300 113 08/97 - 306 155 300 107 - 07/97 306 153 300 113 - 07/97 306 153 300 107		60 60 60 60		   				
Fiat Seicento not for vehicles with airconditioning	98-	306 197			EC-0415	>150		17,2	3,3	35	450	306 197 300 113 306 197 300 107		60 60						
Fiat Stilo saloon 3 doors	10/01-	306 231			EC-0960	120		18	8,1	85	1500	306 231 300 113 306 231 300 107		120 120	P P	 	T T			

		No.	System	€	ECE F~No.	 min.		 Kg	D- Value kN	 Kg	 Kg	 12 V	€	 min.	P		T	electrical kit: ...1.7 = 7-pol. ...1.3 = 13-pol.	park distance control	car-specific connection plug
																		visible cutout	weight	vertical load
Fiat Stilo saloon 3 doors	10/01-	306 233			EC-1102	120		22,4	8,1	85	1500	306 231 300 113 306 231 300 107		120 120	P P	 	T T			
Fiat Stilo saloon 5 doors	10/01-	306 231			EC-0960	120		18	8,1	85	1500	- 12/03 306 231 300 113 - 12/03 306 231 300 107 01/04 - 306 224 300 113 01/04 - 306 224 300 107		120 120	P P	   	T T T T			
Fiat Stilo saloon 5 doors	10/01-	306 233			EC-1102	120		22,4	8,1	85	1500	- 12/03 306 231 300 113 - 12/03 306 231 300 107 01/04 - 306 224 300 113 01/04 - 306 224 300 107		120 120	P P	   	T T T T			
Fiat Stilo Multi Wagon	01/03-	306 241			EC-1173	120		23	8,1	85	1500	306 238 300 113 306 238 300 107		90 90	P P	 	T T			
Fiat Stilo Multi Wagon	01/03-	306 242			EC-1248	120		21,5	8,1	85	1500	306 238 300 113 306 238 300 107		90 90	P P	 	T T			


		No.	System	€	ECE F~No.	 min.		weight Kg	D- Value kN	 Kg	 Kg	vertical load - towing capacity	electrical kit: ...1.7 = 7-pol. ...1.3 = 13-pol.	€	 min.	P		park distance control	car-specific connection plug	T Tronic	
																					12 V
Fiat Strada	06/99-	306 211			EC-0672	>150		12,7	7,3	75	1300				60						
															60						
															75					T	
															75					T	
Fiat Talento van and platform (discontinued model)	88- 03/94	306 130			F 3831	150		25,6	9,5	75	1600										
Fiat Tempra Station Wagon (estate), not for 4WD	03/91-	306 139			EC-0041	>150		23,4	8,5	75	1600										
Fiat Tipo 2- and 4-doors (discontinued model)	06/88-	306 125			F 3733	>150		19,7	7,5	75	1400										
Fiat Ulysee	09/94- 08/02	315 072			EC-0010	60		15,5	10,9	100	2000				60						
															60						
															60						
															60						
															60						

		No.	System	€	ECE F~No.	 min.		weight Kg	D- Value kN	 Kg	 Kg	 12 V	€	 min.	P		T Tronic	electrical kit: ...1.7 = 7-pol. ...1.3 = 13-pol.	park distance control	car-specific connection plug
																		visible cutout	vertical load - towing capacity	
Fiat Ulysee	09/94- 08/02	315 074			EC-0014	60		17,7	10,9	100	2000	08/97 - 315 073 300 113 08/97 - 315 073 300 107 - 07/97 315 072 300 113 - 07/97 315 072 300 107		60 60 60 60		   				
Fiat Ulysee	09/02-	315 097			EG-0989	75			10,8	100	1900	315 097 300 113 315 097 300 107		90 90	P P	 	T T			
Fiat Ulysee	09/02-	315 098			EG-0986	75			10,8	100	1900	315 097 300 113 315 097 300 107		90 90	P P	 	T T			



		No.	System	€	ECE F~No.	 min.		weight Kg	D- Value kN	 Kg	 Kg	vertical load towing capacity	electrical kit: ...1.7 = 7-pol. ...1.3 = 13-pol.	€	 min.	P		T	park distance control	car-specific connection plug
Ford																				
Ford Escort hatchback and convertible not for 4 WD, not for notchback	08/90-	307 221			EC-0210	<150		21,5	6,9	75	1200									
Ford Escort Turnier	10/90-	307 209			EC-0232			16,5	7	75	1200							 		
Ford Fiesta	01/96- 03/02	307 233			EC-0388			16,6	5,9	50	1000									
Ford Fiesta	04/02-	307 283			EC-1411				6,3	75	1050					P	 	T		
Ford Fiesta	04/02-	307 286			EC-				6,3	75	1050					P	 	T		
Ford Fiesta Courier II J5 S	06/96-	307 216F			EC-			19	4,9	50	700									
Ford Focus C-Max (Van)	10/03-	307 264			EC-											P	 	T		
Ford Focus C-Max (Van)	10/03-	307 265			EC-											P	 	T		


		No.	System	€	ECE F~No.	 min.		 Kg	D- Value kN	 Kg	 Kg	 12 V	€	 min.	P		 Tronic	electrical kit: ...1.7 = 7-pol. ...1.3 = 13-pol.	park distance control	car-specific connection plug		
																		visible cutout	weight	vertical load	towing capacity	
Ford Focus liftback 3/5 doors, not for special model Edition, also for ST170	10/98-	307 234			EC-0669	90		14,4	7,3	85	1320	additional kit for 307234300107/113 from 08/03 307 235 300 155 for vehicles with central plug connection - 07/03: 307 234 300 113 for vehicles with central plug connection - 07/03: 307 234 300 107 for vehicles without central plug connection and all vehicles 08/03 -: 300 096 300 163 for vehicles without central plug connection and all vehicles 08/03 -: 300 096 300 157 extra cable set for continuous plus 300 025 300 113										
														45	P							
														45	P							



		No.	System	€	ECE F~No.	 min.		weight Kg	D- Value kN	 Kg	 Kg	 12 V	€	 min.	P		T Tronic	electrical kit: ...1.7 = 7-pol. ...1.3 = 13-pol.	park distance control	car-specific connection plug		
																		vertical load - towing capacity				
Ford Focus liftback 3/5 doors, not for special model Edition, also for ST170	10/98-	307 235			EC-0729	90		16,6	7,3	85	1320	additional kit for 307234300107/113 from 08/03 307 235 300 155 for vehicles with central plug connection - 07/03: 307 234 300 113 for vehicles with central plug connection - 07/03: 307 234 300 107 for vehicles without central plug connection and all vehicles 08/03 -: 300 096 300 163 for vehicles without central plug connection and all vehicles 08/03 -: 300 096 300 157 extra cable set for continuous plus 300 025 300 113										
														45	P		T					
														45	P		T					




		No.	System	€	ECE F~No.	 min.		weight Kg	D- Value kN	 Kg	 Kg	 12 V	€	 min.	P		T	visible cutout	weight	vertical load	towing capacity	electrical kit: ...1.7 = 7-pol. ...1.3 = 13-pol.	park distance control	car-specific connection plug		
Ford Focus notchback 4 doors	10/98-	307 236			EC-0836	90		20	8,1	95	1300	additional kit for 307234300107/113 from 08/03 307 235 300 155 for vehicles with central plug connection - 07/03: 307 234 300 113 for vehicles with central plug connection - 07/03: 307 234 300 107 for vehicles without central plug connection and all vehicles 08/03 -: 300 096 300 163 for vehicles without central plug connection and all vehicles 08/03 -: 300 096 300 157 extra cable set for continuous plus 300 025 300 113		45	P		T									
													45	P		T										






		No.	System	€	ECE F~No.	 min.		weight Kg	D- Value kN	 Kg	 Kg	 12 V	€	 min.	P		T Tronic	electrical kit: ...1.7 = 7-pol. ...1.3 = 13-pol.	park distance control	car-specific connection plug
																		vertical load - towing capacity		
Ford Focus notchback 4 doors	10/98-	307 237			EC-0893	90		22	8,1	95	1300	additional kit for 307234300107/113 from 08/03								
												307 235 300 155 for vehicles with central plug connection - 07/03: 307 234 300 113 for vehicles with central plug connection - 07/03: 307 234 300 107 for vehicles without central plug connection and all vehicles 08/03 -: 300 096 300 163 for vehicles without central plug connection and all vehicles 08/03 -: 300 096 300 157 extra cable set for continuous plus 300 025 300 113								











































		No.	System	€	ECE F~No.	 min.		weight Kg	D- Value kN	 Kg	 Kg	 12 V	€	 min.	P		T	visible cutout	weight	vertical load	towing capacity	electrical kit: ...1.7 = 7-pol. ...1.3 = 13-pol.	park distance control	car-specific connection plug				
Ford Focus Turnier For vehicles from April 2002 a new inner part of the bumper must be ordered from Ford dealer, no. 1 110 935.	01/99-	307 238			EC-0728	90		20,4	7,4	90	1300	additional kit for 307234300107/113 from 08/03 307 235 300 155 for vehicles with central plug connection - 07/03: 307 234 300 113 for vehicles with central plug connection - 07/03: 307 234 300 107 for vehicles without central plug connection and all vehicles 08/03 -: 300 096 300 163 for vehicles without central plug connection and all vehicles 08/03 -: 300 096 300 157 extra cable set for continuous plus 300 025 300 113		45	P		T											





















		No.	System	€	ECE F~No.	 min.		 Kg	D- Value kN	 Kg	 Kg	 12 V	€	 min.	P					
																		visible cutout	weight	vertical load
Ford Focus Turnier For vehicles from April 2002 a new inner part of the bumper must be ordered from Ford dealer, no. 1 110 935.	01/99-	307 239			EC-0733	90		20,4	7,4	90	1300	additional kit for 307234300107/113 from 08/03 307 235 300 155 for vehicles with central plug connection - 07/03: 307 234 300 113 for vehicles with central plug connection - 07/03: 307 234 300 107 for vehicles without central plug connection and all vehicles 08/03 -: 300 096 300 163 for vehicles without central plug connection and all vehicles 08/03 -: 300 096 300 157 extra cable set for continuous plus 300 025 300 113								
																				




















		No.	System	€	ECE F~No.	 min.		weight Kg	D- Value kN	 Kg	 Kg	 12 V	€	 min.	P		T Tronic	electrical kit: ...1.7 = 7-pol. ...1.3 = 13-pol.	park distance control	car-specific connection plug
																		visible cutout	towing capacity	
Ford Focus Turnier with height control For vehicles from April 2002 a new inner part of the bumper must be ordered from Ford dealer, no. 1 110 935.	01/99-	307 269			EC-0895	90		22	7,8	90	1300					P		T		
																			additional kit for 307234300107/113 from 08/03 307 235 300 155 for vehicles with central plug connection - 07/03: 307 234 300 113 for vehicles with central plug connection - 07/03: 307 234 300 107 for vehicles without central plug connection and all vehicles 08/03 -: 300 096 300 163 for vehicles without central plug connection and all vehicles 08/03 -: 300 096 300 157 extra cable set for continuous plus 300 025 300 113	45
Ford Fusion	04/02-	307 289			EC-1411				6,3	75	1050				P		T			
																		307 290 300 113 307 290 300 107		
Ford Fusion	04/02-	307 290			EC-				6,3	75	1050				P		T			
																		307 290 300 113 307 290 300 107		



		No.	System	€	ECE F~No.	 min.		 Kg	D- Value kN	 Kg	 Kg	 12 V	€	 min.	P		T	electrical kit: ...1.7 = 7-pol. ...1.3 = 13-pol.	park distance control	car-specific connection plug
Ford Galaxy Please order separately: bumper carrier (321 330 616 001). Please order cover for bumper cutout from Ford dealer. Not for vehicles with park pilot system!	06/95-05/00	321 329			EC-0003	120		17	12,2	85	2400	all years of construction Connection of the vehicle's electric by a Ford dealer is not necessary (pure rear cabling). 321 458 300 113 321 458 300 107		45 45	P P	 	T T			
Ford Galaxy Please order separately: bumper carrier (321 330 616 001). Please order cover for bumper cutout from Ford dealer. Not for vehicles with park pilot system	06/95-05/00	321 330			EC-0007	120		22,2	12,2	85	2400	all years of construction Connection of the vehicle's electric by a Ford dealer is not necessary (pure rear cabling). 321 458 300 113 321 458 300 107		45 45	P P	 	T T			
Ford Galaxy also for 4WD Please order separately: bumper carrier (321 439 616 002)	05/00-	321 441			EC-0681			24,8	12,5	100	2500	all years of construction Connection of the vehicle's electric by a Ford dealer is not necessary (pure rear cabling). 321 458 300 113 321 458 300 107		45 45	P P	 	T T			
Ford Galaxy also for 4WD Please order separately: bumper carrier (321 439 616 002).	05/00-	321 458			EC-0673			23,2	12,5	100	2500	all years of construction Connection of the vehicle's electric by a Ford dealer is not necessary (pure rear cabling). 321 458 300 113 321 458 300 107		45 45	P P	 	T T			


		No.	System	€	ECE F~No.	 min.		weight Kg	D- Value kN	 Kg	 Kg	vertical load towing capacity	electrical kit: ...1.7 = 7-pol. ...1.3 = 13-pol.	€	 min.	P		T Tronic	park distance control	car-specific connection plug
Ford KA / Streetka are not permitted for towing trailers by the car manufacturer.																				
Ford Maverick	06/93-00	332 091			EC-0192			16,7	13,7	115	2800	300 096 300 163 300 096 300 157								
Ford Maverick	09/01-	307 276			EC-1079			20	9,5	75	1700	300 096 300 163 300 096 300 157								
Ford Maverick	09/01-	307 291			EC-1543				9,5	75	1700	300 096 300 163 300 096 300 157								
Ford Mondeo saloon liftback, also for 4 WD, not for RS	03/93-09/96	307 186			EC-0164			15	9	75	1600	300 096 300 163 300 096 300 157								
Ford Mondeo saloon liftback and notchback	10/96-10/00	307 219			EC-0234			17,2	9	75	1600	300 096 300 163 300 096 300 157								
Ford Mondeo saloon not for ST220	11/00-	307 241			EC-1077	60		18,3	11	120	2000	without checkcontrol 307 242 300 113 without checkcontrol 307 242 300 107 with checkcontrol 300 077 300 113 with checkcontrol 300 077 300 107				P		T		
																	P		T	
																	P		T	
																	P		T	
















		No.	System	€	ECE F~No.	 min.		weight Kg	D- Value kN	 Kg	 Kg	 12 V	€	 min.	P		T	electrical kit: ...1.7 = 7-pol. ...1.3 = 13-pol.	park distance control	car-specific connection plug
																		visible cutout	towing capacity	Tronic
Ford Mondeo saloon not for ST220	11/00-	307 242			EC-1078	60		19,5	11	120	2000	without checkcontrol 307 242 300 113 without checkcontrol 307 242 300 107 with checkcontrol 300 077 300 113 with checkcontrol 300 077 300 107			P		T			
Ford Mondeo Turnier wagon, also for 4 WD, not for RS also for models from '96	05/93- 10/00	307 194			EC-0049	90		18	9	75	1600	307 194 300 113 307 194 300 107 extra cable set for continuous plus 300 025 300 113				 				
Ford Mondeo Turnier wagon not for vehicles with height control	11/00-	307 244			EC-1020	60		21	11	120	2000	without checkcontrol 307 244 300 113 without checkcontrol 307 244 300 107 with checkcontrol 300 077 300 113 with checkcontrol 300 077 300 107			P	 	T			
Ford Mondeo Turnier wagon not for vehicles with height control	11/00-	307 245			EC-1021	60		22	11	120	2000	without checkcontrol 307 244 300 113 without checkcontrol 307 244 300 107 with checkcontrol 300 077 300 113 with checkcontrol 300 077 300 107			P	 	T			


















		No.	System	€	ECE F~No.	 min.		 Kg	D- Value kN	 Kg	 Kg	 12 V	€	 min.	P		T Tronic	electrical kit: ...1.7 = 7-pol. ...1.3 = 13-pol.	park distance control	car-specific connection plug
																		visible cutout	weight	vertical load
Ford Mondeo Turnier wagon for vehicles with height control	11/00-	307 246			EC-1020	60		21	11	120	2000	without checkcontrol 307 244 300 113 without checkcontrol 307 244 300 107 with checkcontrol 300 077 300 113 with checkcontrol 300 077 300 107			P		T			
Ford Mondeo Turnier wagon for vehicles with height control	11/00-	307 247			EC-1021	60			11	120	2000	without checkcontrol 307 244 300 113 without checkcontrol 307 244 300 107 with checkcontrol 300 077 300 113 with checkcontrol 300 077 300 107			P		T			
Ford Puma is not permitted for towing trailers by the car manufacturer.																				
Ford Scorpio saloon (discontinued model)	01/90- 09/94	307 170			F 3793 NL	>150		32,5	9,5	75	1850	300 096 300 163 300 096 300 157								
Ford Scorpio saloon	01/95-	307 200			EC-0170	>150		31	10,4	80	2000	300 096 300 163 300 096 300 157								
Ford Scorpio Turnier (discontinued model)	03/92- 09/94	307 185			F 3793	>150		30,9	9,9	75	2000	300 096 300 163 300 096 300 157								

		No.	System 	€	ECE F~No.	 min.		weight Kg 	D- Value kN 	 Kg	 Kg	 12 V	€	 min.	P		T Tronic	electrical kit: ...1.7 = 7-pol. ...1.3 = 13-pol.	park distance control	car-specific connection plug
																		visible cutout	towing capacity	
Ford Scorpio Turnier (discontinued model)	10/94- 08/98	307 201			EC-0180	>150		27,2	10,4	80	2000	300 096 300 163 300 096 300 157								
Ford Scorpio Turnier	10/94-	307 210			EC-0171	>150		28,8	10,4	80	2000	300 096 300 163 300 096 300 157								
Ford Tourneo Connect	03-	307 262			EC-1495				8,1	75	1250	300 096 300 163 300 096 300 157								
Ford Transit all types (name of the model starts with "T"), not for special/dual cab: wheelbase 2815 mm, type TTS/TUS wheelbase 3472 mm type TTE/TUE (discontinued model)	01/86- 09/91	307 150			F 3589	90		16,8	11,7	75	1800	300 096 300 163 300 096 300 157								
Ford Transit all types towing bracket fixed ball included (except for long platform) (not for EM/EML/ENL/EME/ENE) (name of model starts with "E") assembly kit for automatic bolt coupling (907202650002), ball plate for swap system (329062) (discontinued model, replacement: 307 284)	10/91- 00	307 202			EC-0030	90		21,8	12,5	75	2000	300 096 300 163 300 096 300 157								
Ford Transit all types towing bracket fixed ball included (except for long platform) (not for EM/EML/ENL/EME/ENE) (name of model starts with "E") assembly kit for automatic bolt coupling (907202650002), ball plate for swap system (329062)	10/91- 00	307 284			EC-1013	90		19,5	14,47	100	2500	300 096 300 163 300 096 300 157								
Ford Transit Connect	03-	307 262			EC-1495				8,1	75	1250	300 096 300 163 300 096 300 157								


		No.	System	€	ECE F~No.	 min.		weight Kg	D- Value kN	 Kg	 Kg	 12 V	€	 min.	P		T Tronic	electrical kit: ...1.7 = 7-pol. ...1.3 = 13-pol.	vertical load	towing capacity	park distance control	car-specific connection plug	
Ford Transit box/estate name of the type begins with "F", towing bracket incl. ball plate (329067), not for vehicles with step suitable step: 307 267 600 001	04/00-	307 260			EC-0864	60		24,5	15,3	112	2800	307 260 300 113 307 260 300 107			P P								
Ford Transit platform (name of the model starts with "F"), towing bracket with ball plate (329067), ball plate for swap system (329059), fitting kit for automatic bolt coupling (907 202 650 002)	04/00-	307 258			EC-0795	30		17,4	15,3	112	2800	300 096 300 163 300 096 300 157											












		No.	System	€	ECE F~No.	 min.		weight Kg	D- Value kN	 Kg	 Kg	 12 V	€	 min.	P		T Tronic	visible cutout	weight	vertical load	towing capacity	electrical kit: ...1.7 = 7-pol. ...1.3 = 13-pol.	park distance control	car-specific connection plug																		
Honda																																										
Honda Civic hatchback 5 doors (EU) also for year of construction 2004	03/01-	338 034			EC-1918			22	6,8	50	1200	300 096 300 163 300 096 300 157																														
Honda Civic hatchback hatchback, 3 doors (EU) also for year of construction 2004	08/01-	338 035			EC-1970			22,2	6,8	50	1200	300 096 300 163 300 096 300 157																														
Honda CRV (RV)	03/02-	338 038			EC-1285			33,5	9,25	60	1800	300 096 300 163 300 096 300 157																														
Honda HRV (GH)	99- 09/01	338 030			EC-0890			23,8	6,8	60	1200	300 096 300 163 300 096 300 157																														
Honda HRV	10/01-	338 039			EC-1284			22	6,9	60	1200	300 096 300 163 300 096 300 157																														
Honda Stream Van (RN)	03/01-	338 036			EC-1939			17	8,1	60	1500	300 096 300 163 300 096 300 157																														

		No.	System	€	ECE F~No.	 min.		 Kg	D- Value kN	 Kg	 Kg	 12 V	€	 min.	P		T Tronic	visible cutout	weight	vertical load	towing capacity	electrical kit: ...1.7 = 7-pol. ...1.3 = 13-pol.	park distance control	car-specific connection plug																	
Hyundai																																									
Hyundai Elantra notchback and hatchback	09/00-	346 012			EC-1799			15,8	7,8	65	1400	300 096 300 163 300 096 300 157																													
Hyundai Galopper short wheelbase	98-	340 047			EC-0839			22	14,2	140	3300	300 096 300 163 300 096 300 157																													
Hyundai Galopper long wheelbase	98-	340 048			EC-0784			22	14,2	140	3300	300 096 300 163 300 096 300 157																													
Hyundai Santa Fe	00-	346 011			EC-1552				12	100	2300	300 096 300 163 300 096 300 157																													
Hyundai Terracan ball plate for swap system: 329 059	10/01-	346 015			EC-1162			25,8	15,3	140	3500	300 096 300 163 300 096 300 157																													
Hyundai Terracan	10/01-	346 016			EC-1599				15,3	140	3500	300 096 300 163 300 096 300 157																													
Hyundai Trajet	01-	346 014			EC-1943			20,6	10,75	80	1950	300 096 300 163 300 096 300 157																													

		No.	System	€	ECE F~No.	 min.		weight Kg	D- Value kN	 Kg	 Kg	 12 V	€	 min.	P		T Tronic	electrical kit: ...1.7 = 7-pol. ...1.3 = 13-pol.	park distance control	car-specific connection plug
																		vertical load -towing capacity		
Iveco-Magirus																				
Iveco Daily box/estate/platform 29L - 35S incl. ball plate	05/99-	342 087			EC-1450			27	15,8	150	3000	300 056 300 113 300 056 300 107			P P		T T			
Iveco Daily box/estate/platform 35C/E - 50C incl. ball plate	05/99-	342 088			EC-1506			36	20,5	250	3500	300 056 300 113 300 056 300 107			P P		T T			














		No.	System	€	ECE F~No.	 min.		weight Kg	D- Value kN	 Kg	 Kg	vertical load towing capacity	electrical kit: ...1.7 = 7-pol. ...1.3 = 13-pol.	€	 min.	P		T Tronic	park distance control	car-specific connection plug
Jeep																				
Jeep Cherokee KJ	09/01-	342 093			EC-				14,4	140	3500		300 096 300 163 300 096 300 157 with checkcontrol 300 077 300 113 with checkcontrol 300 077 300 107 for vehicles with rear fog lamp switched to ground please order separately 300 065 300 005			P		T		
Jeep Cherokee KJ	09/01-	342 094			EC-1989				14,5	140	3500		300 096 300 163 300 096 300 157 with checkcontrol 300 077 300 113 300 077 300 107 for vehicles with rear fog lamp switched to ground please order separately 300 065 300 005			P		T		


		No.	System	€	ECE F~No.	 min.		weight Kg	D- Value kN	 Kg	 Kg	 12 V	€	 min.	P		T Tronic	electrical kit: ...1.7 = 7-pol. ...1.3 = 13-pol.	park distance control	car-specific connection plug	
																		visible cutout	towing capacity		
Jeep Grand Cherokee	93-04/99	342 050			EC-0018			29	14,5	120	3500	for vehicles with rear fog lamp switched to ground please order separately 300 065 300 005 300 050 300 113									
Jeep Grand Cherokee	04/99-	342 085			EC-0846			23,9	14,3	140	3500	for vehicles with rear fog lamp switched to ground please order separately 300 065 300 005 300 050 300 113									
Jeep Wrangler Jeep Eagle type YJ, ball incl., not for vehicles with spare wheel on the tailgate (discontinued model)	01/87-08/96	342 031			special approval			20,2	11,8	75	2400	for vehicles with rear fog lamp switched to ground please order separately 300 065 300 005 300 050 300 113									














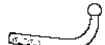






		No.	System	€	ECE F~No.	 min.		 Kg	D- Value kN	 Kg	 Kg	 12 V	€	 min.	P		T Tronic	electrical kit: ...1.7 = 7-pol. ...1.3 = 13-pol.	park distance control	car-specific connection plug																
																		visible cutout	weight	vertical load	towing capacity															
Kia																																				
Kia Carnival	99-	345 015			EC-1025			19	11,46	80	2000	300 050 300 113																								
Kia Pride (discontinued model)	95-	345 010F			EC-			14	5,1	40	880	300 096 300 163 300 096 300 157 with checkcontrol 300 077 300 113 with checkcontrol 300 077 300 107			P		T																			
Kia Pride estate (discontinued model)	98-	345 011F			EC-			15	5,3	50	880	300 096 300 163 300 096 300 157 with checkcontrol 300 077 300 113 with checkcontrol 300 077 300 107			P		T																			
Kia Retona (discontinued model)		345 013F	detachable		EC-			22,9	9,64	100	1930	300 096 300 163 300 096 300 157																								
Kia Rio hatchback n o t for notchback	00-	345 014			EC-0990			21,8	6,3	44	1100	300 096 300 163 300 096 300 157 with checkcontrol 300 077 300 113 with checkcontrol 300 077 300 107			P		T																			

















		No.	System	€	ECE F~No.	 min.		weight Kg	D- Value kN	 Kg	 Kg	 12 V	€	 min.	P		T	Tronic	electrical kit: ...1.7 = 7-pol. ...1.3 = 13-pol.	park distance control	car-specific connection plug
																			visible cutout	towing capacity	
Kia Rio hatchback and notchback (discontinued model)	00-	345 017			EC-0990			24,2	6,3	44	1100	300 096 300 163 300 096 300 157 with checkcontrol 300 077 300 113 with checkcontrol 300 077 300 107			P		T				
Kia Sephia II notchback type FB (discontinued model)	98- 05/01	345 009			EC-0806			20,7	7,6	70	1350	300 096 300 163 300 096 300 157 with checkcontrol 300 077 300 113 with checkcontrol 300 077 300 107			P		T				
Kia Sephia II notchback	98-1	345 019			EC-0995				7,6	70	1350	300 096 300 163 300 096 300 157 with checkcontrol 300 077 300 113 with checkcontrol 300 077 300 107			P		T				
Kia Shuma I hatchback type FB (discontinued model)	98- 05/01	345 009			EC-0806			20,7	7,6	70	1350	300 096 300 163 300 096 300 157 with checkcontrol 300 077 300 113 with checkcontrol 300 077 300 107			P		T				

























		No.	System	€	ECE F~No.	 min.		weight Kg	D- Value kN	 Kg	 Kg	 12 V	€	 min.	P		T Tronic	electrical kit: ...1.7 = 7-pol. ...1.3 = 13-pol.	park distance control	car-specific connection plug
																		visible cutout	towing capacity	
Kia Shuma II hatchback (discontinued model)	98-	345 018			EC-0995			20	7,6	70	1350	300 096 300 163 300 096 300 157 with checkcontrol 300 077 300 113 with checkcontrol 300 077 300 107			P		T			
Kia Shuma II notchback / hatchback (discontinued model)	98-	345 019			EC-0995			21	7,6	70	1350	300 096 300 163 300 096 300 157 with checkcontrol 300 077 300 113 with checkcontrol 300 077 300 107			P		T			
Kia Sorento	06/02-	345 020			EC-1579				14,1	150	2800	300 096 300 163 300 096 300 157								
Kia Sorento	06/02-	345 021	detachable		EC-1622				14,9	150	2800	300 096 300 163 300 096 300 157								
Kia Sportage	94-	345 003			EC-0228			27,2	9,9	75	2000	300 096 300 163 300 096 300 157 with checkcontrol 300 077 300 113 with checkcontrol 300 077 300 107			P		T			

		No.	System	€	ECE F~No.	 min.		weight Kg	D- Value kN	 Kg	 Kg	 12 V	€	 min.	P		T Tronic	electrical kit: ...1.7 = 7-pol. ...1.3 = 13-pol.	park distance control	car-specific connection plug
																		visible cutout	towing capacity	
Kia Sportage Wagon	00-	345 016			EC-0942			27	10	70	2000	300 096 300 163 300 096 300 157 with checkcontrol 300 077 300 113 with checkcontrol 300 077 300 107			P		T			
























		No.	System	€	ECE F~No.	 min.		weight Kg	D- Value kN	 Kg	 Kg	 12 V	€	 min.	P		T Tronic	electrical kit: ...1.7 = 7-pol. ...1.3 = 13-pol.	park distance control	car-specific connection plug
																		vertical load -towing capacity		
Lancia																				
Lancia Dedra saloon and Station Wagon not for 4WD (discontinued model)	12/89- 09/99	306 132			EC-0026	>150		18,9	8,5	90	1600	300 096 300 163 300 096 300 157								
Lancia Kappa saloon and coupé (discontinued model)	01/95- 09/01	306 126			EC-0055	>150		15	10	90	1900	306 126 300 113		90						
Lancia Kappa saloon and coupé (discontinued model)	01/95- 09/01	306 127			EC-0056	>150		13,8	10	90	1900	306 126 300 113		90						
Lancia Kappa Station Wagon (discontinued model)	10/96- 09/01	306 190			EC-0225	>150		15,2	10	90	1900	306 126 300 113		90						
Lancia Lybra	09/99-	306 234			EC-1304	150		23,5	8,4	75	1400	306 204 300 113 306 204 300 107 extra cable set for continuous plus 300 025 300 113		75 75				T T		
Lancia Lybra (former no.: 306 204)	09/99-	306 235			EC-1305	150		24	8,4	75	1400	306 204 300 113 306 204 300 107 extra cable set for continuous plus 300 025 300 113		75 75				T T		
Lancia Phedra	09/02-	315 097			EG-0989	75		22	10,8	100	1900	315 097 300 113 315 097 300 107		90 90	P P	 	T T			


		No.	System	€	ECE F~No.	 min.		weight Kg	D- Value kN	 Kg	 Kg	 12 V	€	 min.	P		T Tronic	electrical kit: ...1.7 = 7-pol. ...1.3 = 13-pol.	park distance control	car-specific connection plug	
																		visible cutout	towing capacity		
Lancia Phedra	09/02-	315 098			EG-0986	75		19,8	10,8	100	1900	315 097 300 113 315 097 300 107		90 90	P P	 	T T				
Lancia Thema saloon (discontinued model)	06/87- 10/94	306 126			EC-0055	>150		15	10	90	1900	01/89 - 306 110 300 107 - 12/88 300 096 300 163 - 12/88 300 096 300 157		90							
Lancia Thema saloon (discontinued model)	06/87- 10/94	306 127			EC-0056	>150		13,8	10	90	1900	01/89 - 306 110 300 107 - 12/88 300 096 300 163 - 12/88 300 096 300 157		90							
Lancia Thema Station, estate from veh.ident no. 0012 1249 (discontinued model)	06/87- 10/94	306 126			EC-0055	>150		15	10	90	1900	01/89 - 306 110 300 107 - 12/88 300 096 300 163 - 12/88 300 096 300 157		90							
Lancia Thema Station, estate from veh.ident no. 0012 1249 (discontinued model)	06/87- 10/94	306 127			EC-0056	>150		13,8	10	90	1900	01/89 - 306 110 300 107 - 12/88 300 096 300 163 - 12/88 300 096 300 157		90							













		No.	System	€	ECE F~No.	 min.		weight Kg	D- Value kN	 Kg	 Kg	 12 V	€	 min.	P			T	electrical kit: ...1.7 = 7-pol. ...1.3 = 13-pol.	park distance control	car-specific connection plug
																			visible cutout	towing capacity	
Lancia Thesis	04/02-	306 230			EC-0796	>150		26	9,5	75	1800	306 218 300 113		60	P						
Lancia Y also for models from 2001	02/96- 09/03	306 164			EC-0167	>150		15,8	6,8	75	1200	300 060 300 113 300 060 300 107									
Lancia Y also for models from 2001	02/96- 09/03	306 168			EC-0166	>150		17,6	6,8	75	1200	300 060 300 113 300 060 300 107									
Lancia Ypsilon	10/03-	306 246			EC-1230	180		18	6,63	75	1200	306 239 300 113			P						
Lancia Zeta	09/94- 08/02	315 072			EC-0010	60		15,5	10,9	100	2000	08/97 - 315 073 300 113 08/97 - 315 073 300 107 - 07/97 315 072 300 113 - 07/97 315 072 300 107		60							
Lancia Zeta	09/94- 08/02	315 074			EC-0014	60		17,7	10,9	100	2000	08/97 - 315 073 300 113 08/97 - 315 073 300 107 - 07/97 315 072 300 113 - 07/97 315 072 300 107		60							

		No.	System	€	ECE F~No.	 min.		weight Kg	D- Value kN	 Kg	 Kg	vertical load towing capacity	electrical kit: ...1.7 = 7-pol. ...1.3 = 13-pol.	€	 min.	P		park distance control	car-specific connection plug	T Tronic
Defender towing bracket for ball plate or automatic bolt coupling ball plate: 329 062 ball plate for swap system: 329 059	11/83-09/98	323 029			EC-0103	90		6,1	17,2	150	3500		300 096 300 163 300 096 300 157							
Defender 110/130 Towing bracket for ball plate or automatic bolt coupling, suitable ball plate 329 062, or 20 mm lower: 329042	09/98-	323 049			EC-0637	90		10,3	17,2	150	3500		323 048 300 113 323 048 300 107					 		
Defender 90 Towing bracket for ball plate or automatic bolt coupling, suitable ball plate 329 062, or 20 mm lower: 329042	09/98-	323 048			EC-0637	90		10,3	17,2	150	3500		323 048 300 113 323 048 300 107					 		
Discovery incl. ball plate (discontinued model)	01/71-10/98	323 032				90		10	15,3	75	3500		300 096 300 163 300 096 300 157							
Discovery LT suitable ball plate: 329 062 ball 50 mm higher: 329 059	10/98-	323 041			EC-0661	60		10,6	15,9	150	3500		323 048 300 113 323 048 300 107					 		










		No.	System	€	ECE F~No.	 min.		weight Kg	D- Value kN	 Kg	 Kg	 12 V	€	 min.	P		T Tronic	electrical kit: ...1.7 = 7-pol. ...1.3 = 13-pol.	park distance control	car-specific connection plug	
																		visible cutout	towing capacity		
Freelander	98-	323 040			EC-0553	90		17,4	11,8	140	2500	323 040 300 113 323 040 300 107				 					
Landrover 90/110/130 Station and Pick-up Towing bracket for ball plate or automatic bolt coupling Station: ball plate: 329 062 ball plate for swap system: 329 059 Pick-up: ball plate: 329 072 ball plate for swap system: 329 059	11/83- 09/98	323 029			EC-0103	90		6,1	17,2	150	3500	300 096 300 163 300 096 300 157									
Range-Rover type SALL JG incl. ball plate, also for Range Rover Classic from 1994, not for Range-Rover type LP from 10/94, not for vehicles with rear step (discontinued model)	01/71- 10/94	323 032			-	90		10	15,3	75	3500	300 096 300 163 300 096 300 157									
Range-Rover type LP, towing bracket for ball plate or automatic bolt coupling swap system possible Please order also: suitable ball plate 329 062 (discontinued model)	10/94- 12/01	323 036			EC-0301	60		13,6	15,3	150	3500	300 096 300 163 300 096 300 157									
Range-Rover L322 towing bracket	02/02-	323 064			EC-0888			32,5	16,4	150	3500	323 064 300 113		45	P		T				
Range-Rover L322 detachable ball bar for towing bracket (only in connection with 323 064)	02/02-	323 062			EC-0887			15	16,4	150	3500										














		No.	System	€	ECE F~No.	 min.		 Kg	D- Value kN	 Kg	 Kg	electrical kit: ...1.7 = 7-pol. ...1.3 = 13-pol.		€	 min.	P		T Tronic	
												vertical load	towing capacity						
Range-Rover L322 ball plate for towing bracket (only in connection with 323 064)	02/02-	323 063			EC-0888			15	16,4	150	3500								



























		No.	System	€	ECE F~No.	 min.	 weight	 Kg	D- Value kN	 vertical load	 towing capacity	 12 V	€	 min.	P		T Tronic	
Lexus																		
Lexus RX 300	03/03-	335 305			EC-1564			45	11,8	80	2000	335 305 300 113			P		T	

































































		No.	System	€	ECE F~No.	 min.		weight Kg	D- Value kN	 Kg	 Kg	 12 V	€	 min.	P		T Tronic	electrical kit: ...1.7 = 7-pol. ...1.3 = 13-pol.	park distance control	car-specific connection plug
																		visible cutout	towing capacity	
Mazda																				
Mazda 121	03/96-	307 233			EC-0388	120		13,5	5,9	50	1000	300 096 300 163 300 096 300 157								
Mazda 323 F hatchback type BJ, 5 doors	98-	343 027F			EC-	90		17	8,4	75	1600	300 096 300 163 300 096 300 157								
Mazda 6 estate	07/02-	343 036			EC-1614				8,7	75	1600	300 096 300 163 300 096 300 157								
Mazda 6 estate	07/02-	343 037			EC-				8,7	75	1600	300 096 300 163 300 096 300 157								
Mazda 6 saloon	06/02-	343 034			EC-1613				8,7	75	1600	300 096 300 163 300 096 300 157								
Mazda 6 saloon	06/02-	343 035			EC-				8,7	75	1600	300 096 300 163 300 096 300 157								
Mazda 626 estate type GW	03/98- 06/02	343 021			EC-0507			21,1	8,9	75	1800	300 096 300 163 300 096 300 157								
Mazda 626 estate type GW	03/98- 06/02	343 024			EC-0532			22,5	8,9	75	1800	300 096 300 163 300 096 300 157								
Mazda 626 saloon type GF, hatchback and notchback	97- 05/02	343 020			EC-0761			20,3	8,9	75	1800	300 096 300 163 300 096 300 157								



























		No.	System	€	ECE F~No.	 min.		weight Kg	D- Value kN	 Kg	 Kg	 12 V	€	 min.	P		T Tronic	electrical kit: ...1.7 = 7-pol. ...1.3 = 13-pol.	park distance control	car-specific connection plug	
																		visible cutout	towing capacity		
Mazda 626 saloon type GF, hatchback and notchback	97- 05/02	343 023			EC-0761			21	8,9	75	1800	300 096 300 163 300 096 300 157									
Mazda Premacy	99-	343 033			EC-0880	120		16	8,4	80	1600	300 096 300 163 300 096 300 157									
Mazda Tribute (same construction as Ford Maverick)	03/01-	307 276			EC-0646	>150		20	9,5	75	1700	300 096 300 163 300 096 300 157									
Mazda Tribute	03/01-	307 291			EC-1543				9,5	75	1700	300 096 300 163 300 096 300 157									






















		No.	System	€	ECE F~No.	 min.		weight Kg	D- Value kN	 Kg	 Kg	vertical load towing capacity	electrical kit: ...1.7 = 7-pol. ...1.3 = 13-pol.	€	 min.	P		car-specific connection plug	T Tronic
Mercedes 190 all models (type W201), not for 190 E 2.3-16 (discontinued model)	01/83- 09/88	313 053			F 3424 NL	>150		19,7	8,1	75	1500		313 072 300 107 313 053 300 113		60 60		 		T
Mercedes 190 all models (type W201), not for 16-V and Sportline	10/88-	313 072			EC-0075	>150		21,1	8,1	75	1500		313 072 300 107 313 053 300 113		60 60		 		T
Mercedes class A type W168, also for vehicles with facelift and vehicles with long wheelbase from approx. 4/01, (former no. 313 129) not for AMG Please check the operating instructions of the vehicle before fitting the tow bar.	97-	313 183			EC-0242	120		14,5	6,2	50	1000		313 120 300 113 313 120 300 107		45 45	P P	 		T T
Mercedes class A type W168, also for vehicles with facelift and vehicles with long wheelbase from approx. 4/01, (former no. 313 128). not for AMG Please check the operating instructions of the vehicle before fitting the tow bar.	97-	313 185			EC-0227	120		13	6,2	50	1000		313 120 300 113 313 120 300 107		45 45	P P	 		T T
Mercedes Atego towing bracket with integral underrun guard, swap system or automatic bolt coupling permitted, suitable ball plate: 329 060	97-	313 146			EC-0534	90		61	25,1	150	3500								




























		No.	System	€	ECE F~No.	 min.		weight Kg	D- Value kN	 Kg	 Kg	 12 V	€	 min.	P		 Tronic	electrical kit: ...1.7 = 7-pol. ...1.3 = 13-pol.	park distance control	car-specific connection plug
																		towing capacity		
Mercedes class C estate S202, vehicles until veh.ident no. 1A032469 and 1F020797 (approx. end of 93): A set of supports (913082650002) must be ordered.	06/93-05/01	313 082			EC-0019	>150		17,2	9,1	75	1700	313 082 300 113 313 082 300 107		45 45	P P	 	T T			
Mercedes class C estate S202, for vehicles until veh.ident no. 1A032469 and 1F020797 (approx. end of 93): A set of supports (913082650002) must be ordered.	06/93-05/01	313 083			EC-0020	>150		15,6	9,1	75	1700	313 082 300 113 313 082 300 107		45 45	P P	 	T T			
Mercedes class C estate S203, with steel springs, not for Sport Coupé, not for CLK from 5/02, not for AMG	06/00-	313 166			EC-0892	>150		22	9,1	75	1600	313 084 300 113 313 084 300 107		60 60	P P	 	T T			
Mercedes class C estate S203, with steel springs, not for Sport Coupé, not for CLK from 5/02, not for AMG	06/00-	313 167			EC-0891	>150		23,8	9,1	75	1600	313 084 300 113 313 084 300 107		60 60	P P	 	T T			
Mercedes class C estate S203, with pneumatic springs, not for Sport Coupé, not for CLK from 05/02, not for AMG	06/01-	313 169			EC-	>150		23,8	9,1	75	1600	313 084 300 113 313 084 300 107		60 60	P P	 	T T			
Mercedes class C estate S203, with pneumatic springs, not for Sport Coupé, not for CLK from 5/02, not for AMG	06/01-	313 168			EC-0892	>150		22	9,1	75	1600	313 084 300 113 313 084 300 107		60 60	P P	 	T T			
Mercedes class C saloon W202, vehicles until veh.ident no. 1A032469 and 1F020797 (approx. end of 93): A set of supports (913082650002) must be ordered.	06/93-05/00	313 082			EC-0019	>150		17,2	9,1	75	1700	313 082 300 113 313 082 300 107		45 45	P P	 	T T			

		No.	System	€	ECE F~No.	 min.	 visible cutout	 weight Kg	D- Value kN	 vertical load Kg	 towing capacity Kg	 12 V	€	 min.	P		 Tronic	park distance control	car-specific connection plug	
																				electrical kit: ...1.7 = 7-pol. ...1.3 = 13-pol.
Mercedes class C saloon W202, for vehicles until veh.ident no. 1A032469 and 1F020797 (approx. end of 93): A set of supports (913082650002) must be ordered.	06/93- 05/00	313 083			EC-0020	>150		15,8	9,1	75	1700	313 082 300 113 313 082 300 107		45 45	P P	 	T T			
Mercedes class C saloon W203, with steel springs, not for Sport Coupé, not for CLK from 05/02, not for AMG	06/00-	313 166			EC-0892	>150		22	9,1	75	1600	313 084 300 113 313 084 300 107		60 60	P P	 	T T			
Mercedes class C saloon W203, with steel springs, not for Sport Coupé, not for CLK from 05/02, not for AMG	06/00-	313 167			EC-0891	>150		23,8	9,1	75	1600	313 084 300 113 313 084 300 107		60 60	P P	 	T T			
Mercedes CLK CL209, not for convertible, not for AMG	05/02-	313 200			EC-1436	>150		23	10,3	75	1500									
Mercedes Coupé and convertible CLK type C 208 and convertible CLK, not for 430 CLK, not for AMG-vehicles	06/97- 05/02	313 082			EC-0019	>150		17,2	9,1	75	1700	313 116 300 113 313 116 300 107		90 90	P P	 				
Mercedes Coupé and convertible CLK type C 208 and convertible CLK, not for 430 CLK, not for AMG-vehicles	06/97- 05/02	313 083			EC-0020	>150		15,8	9,1	75	1700	313 116 300 113 313 116 300 107		90 90	P P	 				
Mercedes Coupé / Sport Coupé type CL203 not for AMG Cover for cutout offered by DC is not suitable.	01-	313 189			EC-1328			23	8,8	100	1500	313 084 300 113 313 084 300 107		60 60	P P	 	T T			

		No.	System	€	ECE F~No.	 min.		weight Kg	D- Value kN	 Kg	 Kg	vertical load towing capacity	 12 V	€	 min.	P		car-specific connection plug	T Tronic	electrical kit: ...1.7 = 7-pol. ...1.3 = 13-pol.	
Mercedes DB 207-410 Towing bracket for MB 207-410, all vans and estate cars (type 601, 602, 611), ball plate: 329 062	77-	313 056			EC-0282	90		14	13,8	75	2000		300 096 300 163 300 096 300 157								
Mercedes DB 207-410 Towing bracket for DB 207-310, high load platform only, wheel base 3050, 3350 and 3700 mm, up to 3,5t GVW, low load platform only, wheelbase 3050 and 3350 mm up to 3,5t GVW, not for vehicles with dual cab (type 601 and 602) ball plate: 329 062	77-	313 058			F 3486	90		14,5	13,8	75	2000		300 096 300 163 300 096 300 157								
Mercedes class E 200-400 E W/C 124, saloon, Coupé and convertible, not for 500 E and Sportline, not for AMG-vehicles	01/85- 05/95	313 061			EC-0031	>150		22,4	10,3	75	1900		313 061 300 113 313 061 300 107		60 60		 				
Mercedes class E 200-400 E W/C 124, saloon, Coupé and convertible, not for 500 E and Sportline, not for AMG-vehicles	01/85- 05/95	313 062			EC-0031	>150		23,4	10,3	75	1900		313 061 300 113 313 061 300 107		60 60		 				
Mercedes class E 200T - 320 TE S124	01/86- 04/96	313 066			EC-0257	150		16,9	10,8	75	2100		313 067 300 113 313 067 300 107				 				
Mercedes class E 200T - 320 TE S124	01/86- 04/96	313 117			EC-0188	150		18,8	10,8	75	2100		313 067 300 113 313 067 300 107				 				
Mercedes class E estate S210, not for AMG-vehicles. Vehicles with motor 300 TD and air conditioning: Please check the operating instructions of the vehicle before fitting the towbar.	05/96-	313 120			EC-0123	150		19,6	11,5	84	2200		313 116 300 113 313 116 300 107		90 90	P P	 				

		No.	System	€	ECE F~No.	 min.		weight Kg	D- Value kN	 Kg	 Kg	 12 V	€	 min.	P		T Tronic	electrical kit: ...1.7 = 7-pol. ...1.3 = 13-pol.	park distance control	car-specific connection plug
																		vertical load -towing capacity		
Mercedes class E estate S210, not for AMG-vehicles. Vehicles with motor 300 TD and air conditioning: Please check the operating instructions of the vehicle before fitting the towbar.	05/96-	313 121			EC-0106	150		17,1	11,5	84	2200	313 116 300 113 313 116 300 107		90 90	P P	 				
Mercedes class E estate S211 not for AMG Please check the operating instructions of the vehicle before fitting the towbar.	03-	313 203			EC-1501	150		23,5	11,5	130	2200	Please order separately control unit A211 545 08 32 and bracket A211 545 02 40 at DC dealer. Connection is necessary. 313 195 300 113 Please order separately control unit A211 545 08 32 and bracket A211 545 02 40 at DC dealer. Connection is necessary. 313 195 300 107								
Mercedes class E estate S211 not for AMG Please check the operating instructions of the vehicle before fitting the towbar.	03-	313 204			EC-1502	150		24,5	11,5	130	2200	Please order separately control unit A211 545 08 32 and bracket A211 545 02 40 at DC dealer. connection is necessary. 313 195 300 113 Please order separately control unit A211 545 08 32 and bracket A211 545 02 40 at DC dealer. Connection is necessary. 313 195 300 107								
Mercedes class E saloon W210, not for AMG-vehicles Vehicles with motor 300 TD and air conditioning: Please check the operating instructions of the vehicle before fitting the towbar.	06/95- 03/02	313 160			EC-0024	150		20,4	10,8	75	2000	313 116 300 113 313 116 300 107		90 90	P P	 				

		No.	System	€	ECE F~No.	 min.		weight Kg	D- Value kN	 Kg	 Kg	 12 V	€	 min.	P		T Tronic	electrical kit: ...1.7 = 7-pol. ...1.3 = 13-pol.	park distance control	car-specific connection plug			
																		visible cutout	towing capacity				
Mercedes class E saloon W211, not for AMG-vehicles If there are no reinforcements right and left in the boot, it is necessary to mount them. You can buy them at the DC dealer, DC no. A 211 639 0143 and A 211 639 0443. With this reinforcements the coverings of the sides don't fit anymore. You could buy others at the DC dealer, e.g. A 211 690 9425 / 9825. The supercharger of the cooling must have a power of 600 W. The superchargers A 001 500 4493 and A 211 500 0693 fulfil this requirement.	03/02-	313 195			EC-1101	150		24,5	11	80	2000	alternative Please order separately control unit A211 545 08 32 and bracket A211 545 02 40 at DC dealer. Connection is necessary. 313 195 300 113 alternative Please order separately control unit A211 545 08 32 and bracket A211 545 02 40 at DC dealer. Connection is necessary. 313 195 300 107 incl. control unit without connection 313 117 300 113 incl. control unit without connection 313 117 300 107											
Mercedes class M (W163), not for vehicles with spare wheel on the tailgate	98-	313 134			EC-0508	90		13,6	16	150	3500	313 134 300 113			P								
Mercedes class M (W 163), for vehicles with spare wheel on the tailgate	98-	313 135			EC-0509	90		6,6	16	150	3500	313 134 300 113			P								
Mercedes class M (W 163), not for vehicles with spare wheel on the tailgate Please order separately cover for bumper cutout at Mercedes dealer's.	98-	313 179			EC-1279	90		15	16	150	3500	313 134 300 113			P								












		No.	System	€	ECE F~No.	 min.		weight Kg	D- Value kN	 Kg	 Kg	 12 V	€	 min.	P		T Tronic	electrical kit: ...1.7 = 7-pol. ...1.3 = 13-pol.	park distance control	car-specific connection plug
																		visible cutout	towing capacity	
Mercedes SLK is not permitted for towing trailers by the car manufacturer.																				
Mercedes Sprinter The table for the VW-LT II you find under products/universal HGV tow bars/MB Sprinter and VW-LT II table (PDF) and MB Sprinter and VW-LT II matrix (PDF).																				
Mercedes Vaneo not for vehicles with dual fuel engine and automatic transmission -10/02 (- chassis-no. 414.700 1N219 022)	02/02-	313 174			EC-0834	120		16,6	7,4	50	1200	313 174 300 113 313 174 300 107			P P	 	T T			
Mercedes Vaneo not for vehicles with dual fuel engine and automatic transmission -10/02 (- chassis-no. 414.700 1N219 022)	02/02-	313 188			EC-0993	120		15	7,4	50	1200	313 174 300 113 313 174 300 107			P P	 	T T			
Mercedes Vito / Viano / class V not for vehicles with parktronic	03/96- 08/03	313 089			EC-0174	150		17	11,9	75	2200	313 101 300 113 313 101 300 107				 				
Mercedes Vito / Viano / class V not for vehicles with parktronic	03/96- 08/03	313 090			EC-0172	150		19,4	11,9	75	2200	313 101 300 113 313 101 300 107				 				
Mercedes Vito / Viano / class V	09/03- 04/04	313 175			EC-1177			18	12,1	100	2000	313 176 300 113 313 176 300 107			P P	 	T T			
















		No.	System	€	ECE F~No.	 min.		 Kg	D- Value kN	 Kg	 Kg	 12 V	€	 min.	P		T Tronic	electrical kit: ...1.7 = 7-pol. ...1.3 = 13-pol.	park distance control	car-specific connection plug
																		visible cutout	weight	vertical load
Mercedes Vito / Viano / class V Please order separately cover for bumper cutout at Mercedes dealer's.	09/03- 04/04	313 176			EC-1178			19	12,1	100	2000	313 176 300 113 313 176 300 107			P P	 	T T			
Mercedes Vito / Viano / class V from chassis no. ...16793	02/04-	313 239			EC-1485				13,3	100	2500	313 176 300 113 313 176 300 107			P P	 	T T			
Mercedes Vito / Viano / class V from chassis no. ...16793	02/04-	313 240			EC-1486				13,3	100	2500	313 176 300 113 313 176 300 107			P P	 	T T			













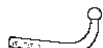







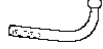


		No.	System	€	ECE F~No.	 min.	 weight	 Kg	D- Value kN	 vertical load	 towing capacity	 12 V	€	 min.	P		T Tronic	
Mini																		
Mini Rover Austin Mini, all models		323 005			special approval			12,7		50	500	300 096 300 163 300 096 300 157						
Mini Mini Cooper, R50, not for Mini Cooper S, R53 also for convertible	06/01-	323 052			EC-0803	120		22	6	75	1000	323 045 300 113		60	P		T	




















		No.	System	€	ECE F~No.	 min.		weight Kg	D- Value kN	 Kg	 Kg	 12 V	€	 min.	P		T Tronic	electrical kit: ...1.7 = 7-pol. ...1.3 = 13-pol.	park distance control	car-specific connection plug
																		vertical load	towing capacity	
Mitsubishi																				
Mitsubishi Carisma notch- and hatchback	08/95-	340 030			EC-0090	150		17,4	8,4	75	1600	300 096 300 163 300 096 300 157								
Mitsubishi Carisma notch- and hatchback	08/95-	340 037			EC-0236	150		19,5	8,4	75	1600	300 096 300 163 300 096 300 157								
Mitsubishi Galant estate	03/97-	340 038			EC-0237	150		16,2	8,8	75	1500	300 096 300 163 300 096 300 157 with checkcontrol 300 077 300 113 with checkcontrol 300 077 300 107			P		T			
Mitsubishi Galant estate	03/97-	340 039			EC-0238	>150		19,8	8,8	75	1500	300 096 300 163 300 096 300 157 with checkcontrol 300 077 300 113 with checkcontrol 300 077 300 107			P		T			
															P		T			






























		No.	System	€	ECE F~No.	 min.		weight Kg	D- Value kN	 Kg	 Kg	 12 V	€	 min.	P		T Tronic	electrical kit: ...1.7 = 7-pol. ...1.3 = 13-pol.	park distance control	car-specific connection plug
																		vertical load towing capacity		
Mitsubishi Galant saloon not for Avance	03/97-	340 040			EC-0281	>150		18,4	8,8	75	1500	300 096 300 163 300 096 300 157 with checkcontrol 300 077 300 113 with checkcontrol 300 077 300 107			P		T			
Mitsubishi Galant saloon not for Avance (discontinued model)	03/97-	340 041			EC-0367	150		19,8	8,8	75	1500	300 096 300 163 300 096 300 157 with checkcontrol 300 077 300 113 with checkcontrol 300 077 300 107			P		T			
Mitsubishi Galopper short wheel base	98-	340 047			EC-0839	120		22	14,2	140	3300	300 096 300 163 300 096 300 157								
Mitsubishi Galopper long wheel base	98-	340 048			EC-0784	120		22	14,2	140	3300	300 096 300 163 300 096 300 157								
Mitsubishi L200 pick-up, 4 WD, towing bracket, ball plate 329 062 incl. not for 2 WD	09/96-	340 042			EC-0229	90		29,8	14,7	100	3000	300 096 300 163 300 096 300 157								
Mitsubishi L200 pick-up, 2 WD, towing bracket ball plate 329 057 incl. (discontinued model)	09/96-	340 043			EC-0268	90		29,9	14,7	100	3000	300 096 300 163 300 096 300 157								

















		No.	System	€	ECE F~No.	 min.		weight Kg	D- Value kN	 Kg	 Kg	 12 V	€	 min.	P		T Tronic	electrical kit: ...1.7 = 7-pol. ...1.3 = 13-pol.	park distance control	car-specific connection plug	
																		visible cutout	towing capacity		
Mitsubishi Lancer estate 2 WD (discontinued model)	93-09/03	340 024F			F 4113			16,4	7,5	75	1300	300 096 300 163 300 096 300 157									
Mitsubishi Outlander	05/03-	340 064			EC-1623				8,7	75	1500	300 096 300 163 300 096 300 157									
Mitsubishi Pajero Pinin	99-	340 056			EC-0835			20,2	8	75	1500	300 096 300 163 300 096 300 157									
Mitsubishi Pajero V20 all wheelbases	08/91-04/00	340 032			EC-0116			19,8	15,4	135	3500	01/94 - 340 020 300 113 01/94 - 340 020 300 107 - 12/93 300 096 300 163 - 12/93 300 096 300 157				 					
Mitsubishi Pajero V20 Classic	07/02-	340 032			EC-0116			19,8	15,4	135	3500	340 020 300 113 340 020 300 107				 					
Mitsubishi Pajero V60 short wheel base	05/00-	340 055			EC-0876			27,6	15,6	135	3000	300 096 300 163 300 096 300 157									
Mitsubishi Pajero V60 long wheelbase	05/00-	340 060			EC-0877			39,5	15,6	135	3000	300 096 300 163 300 096 300 157									
Mitsubishi Space Star (former no. 340 049)	98-	340 054			EC-0903			14,1	7,7	75	1400	300 096 300 163 300 096 300 157									























		No.	System	€	ECE F~No.	 min.		 Kg	D- Value kN	 Kg	 Kg	 12 V	€	 min.	P		T Tronic	electrical kit: ...1.7 = 7-pol. ...1.3 = 13-pol.	park distance control	car-specific connection plug	
																		visible cutout	weight	vertical load	towing capacity
Mitsubishi Space Wagon also Motion, N50	10/98-	340 052			EC-0767	120		21	9,9	80	1800	300 096 300 163 300 096 300 157									





































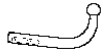



		No.	System	€	ECE F~No.	 min.		weight Kg	D- Value kN	 Kg	 Kg	 12 V	€	 min.	P		T Tronic	electrical kit: ...1.7 = 7-pol. ...1.3 = 13-pol.	park distance control	car-specific connection plug
																		visible cutout	towing capacity	
Nissan																				
Nissan Almera 3 and 5 doors N15	09/95- 02/00	332 107			EC-0102	>150		18,7	8	75	1560	300 096 300 163 300 096 300 157								
Nissan Almera 3 and 5 doors, hatchback N16	03/00-	332 168			EC-0869			13,7	8	75	1560	300 096 300 163 300 096 300 157								
Nissan Almera 4 doors, notchback N15	09/95- 06/00	332 101			EC-0101	>150		15,1	8	75	1560	300 096 300 163 300 096 300 157								
Nissan Almera 4 doors, notchback N16	07/00-	332 174			EC-0871			14	8	75	1560	300 096 300 163 300 096 300 157								
Nissan Almera Tino Van	08/00-	332 162			EC-0939	>150		17	8,4	75	1650	300 096 300 163 300 096 300 157								
Nissan Interstar box/estate	01/98-	316 124			EC-0334			28,5	13,7	85	2300	11/03 - 316 130 300 113 11/03 - 316 130 300 107 - 11/03 316 124 300 113 - 11/03 316 124 300 107	45	P		T				
													45	P		T				
																				
																				

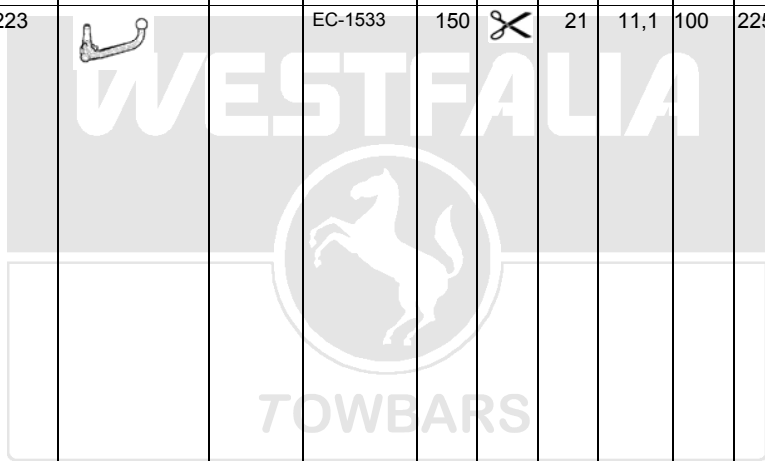
		No.	System	€	ECE F~No.	 min.		 Kg	D- Value kN	 Kg	 Kg	 12 V	€	 min.	P		 Tronic	electrical kit: ...1.7 = 7-pol. ...1.3 = 13-pol.	park distance control	car-specific connection plug	
Nissan Interstar box/estate incl. ball plate 329 057 When mouning the swap system please order ball plate order no. 329 059.	01/98-	316 126			EC-0390			29,8	15,3	80	2800	11/03 - 316 130 300 113 11/03 - 316 130 300 107 - 11/03 316 124 300 113 - 11/03 316 124 300 107		45 45	P P	 	T T				
Nissan Interstar platform incl. ball plate 329 057 When mouning the swap system please order ball plate order no. 329 059.	01/98-	316 126			EC-0390			29,8	15,3	80	2800	316 126 300 113 316 126 300 107				 					
Nissan Kubistar	02-	316 197			EC-1417			14	7,6	75	1320	316 123 300 113 316 123 300 107			P P	 	T T				
Nissan Kubistar	02-	316 201			EC-1322			12	7,6	75	1320	316 123 300 113 316 123 300 107			P P	 	T T				
Nissan Kubistar 4x4	02-	316 205			EC-1323			12	7,6	75	1320	316 123 300 113 316 123 300 107			P P	 	T T				
Nissan L+M series towing bracket, ball plate included	94-	332 110			EC-0154			72,3	25,1	120	3500	300 096 300 163 300 096 300 157									
Nissan Maxima QX, A 32	03/95- 04/00	332 099			EC-0012	90		21,3	9,6	75	1900	300 096 300 163 300 096 300 157									
Nissan Maxima QX, A 33	04/00-	332 154			EC-0647	>150		26,7	9,8	75	1900	300 096 300 163 300 096 300 157									

























		No.	System	€	ECE F~No.	 min.		weight Kg	D- Value kN	 Kg	 Kg	 12 V	€	 min.	P		T Tronic	electrical kit: ...1.7 = 7-pol. ...1.3 = 13-pol.	park distance control	car-specific connection plug
																		visible cutout	towing capacity	
Nissan Micra K11 (discontinued model)	02/93- 03/98	332 089			EC-0035	>150		14,5	6,2	50	1200	300 096 300 163 300 096 300 157								
Nissan Micra K12	02-	332 217			EC-2217				6,78	75	1200	300 096 300 163 300 096 300 157								
Nissan Pathfinder	01/98-	332 140			EC-0265	>150		25,3	11,6	100	2300	300 096 300 163 300 096 300 157								
Nissan Patrol GR, Typ Y61	03/98-	332 142			EC-0254			21,3	17,2	140	3500	300 096 300 163 300 096 300 157								
Nissan Patrol GR, type Y61, ball bar incl. and special bracket for bolt coupling. Please order also: aluminium board step (no. 332 160).	03/98-	332 144			EC-0279	150		28,8	17,2	140	3500	300 096 300 163 300 096 300 157								
Nissan Pick-up MD22 Double Cab, 4WD, incl. ball plate 329 050, only for vehicles with tube bumper, not for chrome bumper with step (discontinued model)	03/00-	332 195			EC-1003	150		28	15	120	3000	300 096 300 163 300 096 300 157								
Nissan Pick-up MD22 Single Cab, 4WD, incl. ball plate, only for vehicles with tube bumper, not for chrome bumper with step (discontinued model)	03/00-	332 196			EC-1004	150		28	15	120	3000	300 096 300 163 300 096 300 157								

		No.	System	€	ECE F~No.	 min.		 Kg	D- Value kN	 Kg	 Kg	 12 V	€	 min.	P		T Tronic	electrical kit: ...1.7 = 7-pol. ...1.3 = 13-pol.	park distance control	car-specific connection plug
																		visible cutout	weight	vertical load
Nissan Pick-up MD22 SingleCab, KingCab and DoubleCab 4x4, for vehicles with chrome bumper and integrated step	03/00-	332 207			EC-1332	150		33	15	120	3000	300 096 300 163 300 096 300 157								
Nissan Primera estate Traveller W 10 (discontinued model)	09/90- 12/97	332 079			EC-0034	>150		19,2	8,9	75	1750	300 096 300 163 300 096 300 157								
Nissan Primera estate Traveller WP11/W11	98- 03/02	332 133			EC-0269	>150		25,5	8,8	75	1700	300 096 300 163 300 096 300 157								
Nissan Primera estate Traveller WP11/W11	98- 03/02	332 135			EC-0270	>150		28,4	8,8	75	1700	300 096 300 163 300 096 300 157								
Nissan Primera estate	03/02-	332 205			EC-1397	120		17	9,6	75	1800	300 096 300 163 300 096 300 157								
Nissan Primera estate	03/02-	332 206			EC-1398	120		19	9,6	75	1800	300 096 300 163 300 096 300 157								
Nissan Primera saloon hatchback and notchback, P 10	09/90- 09/96	332 125			EC-0063	>150		20	8,4	75	1650	300 096 300 163 300 096 300 157								
Nissan Primera saloon hatch- and notchback P11	09/96- 08/99	332 103			EC-0130	120		17	8,6	75	1700	300 096 300 163 300 096 300 157								
Nissan Primera saloon hatch- and notchback P11	09/96- 08/99	332 124			EC-0126	120		18	8,6	75	1700	300 096 300 163 300 096 300 157								



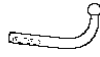








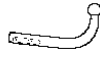











		No.	System	€	ECE F~No.	 min.		 Kg	D- Value kN	 Kg	 Kg	 12 V	€	 min.	P		T Tronic	electrical kit: ...1.7 = 7-pol. ...1.3 = 13-pol.	park distance control	car-specific connection plug
																		visible cutout	weight	vertical load
Nissan Primera saloon hatch- and notchback	09/99- 03/02	332 166			EC-0953			22	8,4	75	1600	300 096 300 163 300 096 300 157								
Nissan Primera saloon notchback	03/02-	332 197			EC-1277	150		17	9,6	75	1800	300 096 300 163 300 096 300 157								
Nissan Primera saloon notchback Please order cover for bumper cutout at the Nissan dealer, no. KE501-AV410.	03/02-	332 198			EC-1278	150		19	9,6	75	1800	300 096 300 163 300 096 300 157								
Nissan Primera saloon hatchback	07/02-	332 197			EC-1277	150		17	9,6	75	1800	300 096 300 163 300 096 300 157								
Nissan Primera saloon hatchback Please order cover for bumper cutout at the Nissan dealer, no. KE501-AV410.	07/02-	332 198			EC-1278	150		19	9,6	75	1800	300 096 300 163 300 096 300 157								
Nissan Serena C 23 (former no. 332 090)	02/93-	332 130			EC-0321	150		20,8	9,5	100	1700	300 096 300 163 300 096 300 157								
Nissan Sunny estate Y 10 L	04/91-	332 075			EC-0032	>150		17,8	8	75	1600	300 096 300 163 300 096 300 157								
Nissan Terrano II	06/93-	332 091			EC-0192	60		17,4	13,7	115	3000	300 096 300 163 300 096 300 157								

		No.	System	€	ECE F~No.	 min.		 Kg	D- Value kN	 Kg	 Kg	 12 V	€	 min.	P		T Tronic	electrical kit: ...1.7 = 7-pol. ...1.3 = 13-pol.	park distance control	car-specific connection plug	
																		visible cutout	weight	vertical load	towing capacity
Nissan X-Trail	09/01-12/03	332 185			EC-0865			19,3	11,1	100	2250	300 096 300 163 300 096 300 157									
Nissan X-Trail	09/01-12/03	332 186			EC-0866			22,1	11,1	100	2250	300 096 300 163 300 096 300 157									
Nissan X-Trail	01/04-	332 221			EC-1532	150		19	11,1	100	2250	300 096 300 163 300 096 300 157									
Nissan X-Trail	01/04-	332 223			EC-1533	150		21	11,1	100	2250	300 096 300 163 300 096 300 157									
























































		No.	System	€	ECE F~No.	 min.	 weight	 Kg	D- Value kN	 vertical load	 towing capacity	 12 V	€	 min.	P	 park distance control	 car-specific connection plug	T Tronic
Opel																		
Opel Astra convertible	05/92-02/01	314 195			EC-0347	>150		18,3	8	75	1500	300 096 300 163 300 096 300 157						
Opel Astra Caravan	09/91-02/98	314 219			EC-0047	>150		10,6	8	75	1500	314 253 300 113 314 253 300 107				 		
Opel Astra Coupé	00-	314 235			EC-0432	>150		25,2	8,6	75	1500	314 237 300 113 314 237 300 107 with checkcontrol 300 077 300 113 with checkcontrol 300 077 300 107		75 75	P P	 	T T	
Opel Astra Coupé	00-	314 236			EC-0432	>150		23,1	8,6	75	1500	314 237 300 113 314 237 300 107 with checkcontrol 300 077 300 113 with checkcontrol 300 077 300 107		75 75	P P	 	T T	
Opel Astra hatchback	09/91-02/98	314 217			EC-0057	>150		13,2	8	75	1500	314 251 300 113 314 251 300 107					 	






















		No.	System	€	ECE F~No.	 min.		weight Kg	D- Value kN	 Kg	 Kg	vertical load towing capacity	electrical kit: ...1.7 = 7-pol. ...1.3 = 13-pol.	€	 min.	P		T	car-specific connection plug
Opel Astra G Caravan (discontinued model, replacement: 314 275)	03/98-	314 243			EC-0322	>150		26,4	8,6	75	1500	without checkcontrol 314 244 300 113 without check control 314 244 300 107 with checkcontrol 300 077 300 113 with checkcontrol 300 077 300 107		75 75 P P	P	 	T T T T		
Opel Astra G Caravan	03/98-	314 244			EC-0320	>150		27,8	8,6	75	1500	without checkcontrol 314 244 300 113 without check control 314 244 300 107 with checkcontrol 300 077 300 113 with checkcontrol 300 077 300 107		75 75 P P	P	 	T T T T		
Opel Astra G Caravan	03/98-	314 275			EC-1283	120		22	8,6	75	1500	without checkcontrol 314 244 300 113 without check control 314 244 300 107 with checkcontrol 300 077 300 113 300 077 300 107		75 75 P P	P	 	T T T T		
Opel Astra G notch-/hatchback	03/98- 03/04	314 235			EC-0432	>150		24,2	8,6	75	1500	314 237 300 113 314 237 300 107 with checkcontrol 300 077 300 113 with checkcontrol 300 077 300 107		75 75 P P	P	 	T T T T		



		No.	System 	€	ECE F~No.	 min.		weight Kg 	D- Value kN	 Kg	 Kg	 12 V	€	 min.	P		T Tronic	electrical kit: ...1.7 = 7-pol. ...1.3 = 13-pol.	park distance control	car-specific connection plug
																		visible cutout	towing capacity	
Opel Astra G notch-/hatchback	03/98- 03/04	314 236			EC-0432	>150		23,1	8,6	75	1500	314 237 300 113 314 237 300 107 with checkcontrol 300 077 300 113 with checkcontrol 300 077 300 107		75 75	P P P P	 	T T T T			
Opel Astra H notchback	03/04-	314 281			EC-				9	75	1650									
Opel Astra H notchback	03/04-	314 299			EC-				9	75	1650									
Opel Astra notchback	05/92- 02/98	314 195			EC-0347	>150		18,3	8	75	1500	300 096 300 163 300 096 300 157								
Opel Corsa	93- 09/00	314 231			EC -0016	>150		13,7	5,9	50	1000	314 250 300 107 300 096 300 163								
Opel Corsa	10/00-	314 267			EC-1329	150		23	7,1	50	1200	300 096 300 163 300 096 300 157								
Opel Corsa Combo Van	03/02-	314 282			EC-1200	150		16,4	7,5	75	1200	300 096 300 163 300 096 300 157								
Opel Kadett E Caravan	08/84- 08/91	314 141			F 3448 NL	120		9,8		50	1200	300 096 300 163 300 096 300 157								













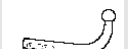








		No.	System 	€	ECE F~No.	 min.		weight Kg	D- Value kN	 Kg	 Kg	 12 V	€	 min.	P		 Tronic	electrical kit: ...1.7 = 7-pol. ...1.3 = 13-pol.	park distance control	car-specific connection plug	
																		vertical load - towing capacity			
Opel Kadett E-CC-saloon, GSI, convertible not for notchback (discontinued model)	08/84- 08/91	314 140			F 3447 NL	>150		16,4		50	1200	with checkcontrol for GSI - 12/90 332 025 300 113 with checkcontrol for GSI - 12/90 332 025 300 107 300 096 300 163 300 096 300 157									
Opel Meriva	05/03-	314 289			EC-1577				7,6	50	1250	314 289 300 113 314 289 300 107				 					
Opel Movano box/estate	01/98-	316 124			EC-0334			28,5	13,7	85	2300	11/03 - 316 130 300 113 11/03 - 316 130 300 107 - 10/03 316 124 300 113 - 10/03 316 124 300 107		45	P	 	T T				
Opel Movano box/estate Towing bracket incl. ball order no. 329057 assembly of automatic bolt coupling or swap system possible, when using the swap system please order the ball no. 329059.	01/98-	316 126			EC-0390			29,8	15,3	80	2800	11/03 - 316 130 300 113 11/03 - 316 130 300 107 - 11/03 316 124 300 113 - 11/03 316 124 300 107		45	P	 	T T				













		No.	System	€	ECE F~No.	 min.		weight Kg	D- Value kN	 Kg	 Kg	 12 V	€	 min.	P		T Tronic	electrical kit: ...1.7 = 7-pol. ...1.3 = 13-pol.	park distance control	car-specific connection plug
																		visible cutout	towing capacity	
Opel Movano platform Towing bracket incl. ball plate no. 329057 Assembly of automatic bolt coupling or swap system is possible, when using the swap system please order the ball plate no. 329059.	01/98-	316 126			EC-0390			29,8	15,3	80	2800	316 126 300 113 316 126 300 107				 				
Opel Omega A Caravan (discontinued model)	08/86- 03/94	314 155			EC-0069	120		23,2	9,2	75	1800	300 096 300 163 300 096 300 157								
Opel Omega A saloon also for manual height control (discontinued model)	08/86- 03/94	314 153			EC-0061	150		17,6	9,6	75	1800	300 096 300 163 300 096 300 157								
Opel Omega B Caravan	03/94-	314 205			EC-0068	150		22,5	11	75	2100	314 257 300 113 314 257 300 107 additional extension kit for checkcontrol 300 025 300 173			P P	 	T T			
Opel Omega B Caravan with height control	03/94-	314 215			EC-0067	150		22,2	11	75	2100	314 257 300 113 314 257 300 107 additional extension kit for checkcontrol 300 025 300 173			P P	 	T T			
Opel Omega B Caravan not for vehicles with height control	03/94-	314 234			EC-0212	150		28	11	75	2100	314 257 300 113 314 257 300 107 additional extension kit for checkcontrol 300 025 300 173			P P	 	T T			


		No.	System	€	ECE F~No.	 min.		weight Kg	D- Value kN	 Kg	 Kg	 12 V	€	 min.	P		T Tronic	electrical kit: ...1.7 = 7-pol. ...1.3 = 13-pol.	park distance control	car-specific connection plug
																		vertical load towing capacity	visible cutout	
Opel Omega B Caravan with height control (discontinued model)	03/94-	314 237			EC-0213	150		28,4	11	75	2100	314 257 300 113 314 257 300 107 additional extension kit for checkcontrol 300 025 300 173			P P	  	T T T			
Opel Omega B saloon (former no. 314 203)	03/94-	314 265			EC-0779	150		18	11	75	2100	314 256 300 113 314 256 300 107 additional extension kit for checkcontrol 300 025 300 173				  	T			
Opel Omega B saloon	03/94-	314 266			EC-0781	150		20,1	11	75	2100	314 256 300 113 314 256 300 107 additional extension kit for checkcontrol 300 025 300 173				  	T			
Opel Signum	05/03-	314 283			EC-1097	120		26	10,7	80	2000	314 283 300 113 314 283 300 107				 				
Opel Signum	05/03-	314 284			EC-	120			10,7	80	2000	314 283 300 113 314 283 300 107				 				
Opel Sintra	03/97-	314 241			EC-0348			19,3	11	75	2000	300 096 300 163 300 096 300 157 with checkcontrol 300 077 300 113 with checkcontrol 300 077 300 107			P P		T T			




















		No.	System	€	ECE F~No.	 min.		 Kg	D- Value kN	 Kg	 Kg	 12 V	€	 min.	P		T Tronic	electrical kit: ...1.7 = 7-pol. ...1.3 = 13-pol.	park distance control	car-specific connection plug
																		visible cutout	weight	vertical load
Opel Tigra is not permitted for towing trailers by the car manufacturer.																				
Opel Vectra A hatchback not for 4 WD	10/88-09/95	314 171			EC-0048	>150		22,1	8,6	75	1700	314 254 300 113 314 254 300 107					 			
Opel Vectra A notchback (type A-X), not for 4 WD	10/88-09/95	314 170			EC-0173	>150		24,2	8,6	75	1700	314 254 300 113 314 254 300 107					 			
Opel Vectra B Caravan (former no. 314 224)	11/96-09/03	314 253			EC-0720	>150		25,8	9,3	75	1700	without checkcontrol 314 265 300 113 without checkcontrol 314 265 300 107 with checkcontrol 300 077 300 113 with checkcontrol 300 077 300 107 extra cable set for continuous plus 300 025 300 113			P P P P	 	T T T T			






















		No.	System	€	ECE F~No.	 min.		 Kg	D- Value kN	 Kg	 Kg	 12 V	€	 min.	P		T Tronic	electrical kit: ...1.7 = 7-pol. ...1.3 = 13-pol.	park distance control	car-specific connection plug
																		visible cutout	weight	vertical load
Opel Vectra B Caravan (former no. 314 232)	11/96- 09/03	314 254			EC-0722	>150		27,3	9,3	75	1700	without checkcontrol 314 265 300 113			P		T			
												without checkcontrol 314 265 300 107			P		T			
												with checkcontrol 300 077 300 113			P		T			
												with checkcontrol 300 077 300 107			P		T			
												extra cable set for continuous plus 300 025 300 113								
Opel Vectra B saloon	10/95- 03/02	314 250			EC-0472	150		22	9,3	75	1700	without checkcontrol 314 264 300 113			P		T			
												without checkcontrol 314 264 300 107			P		T			
												with checkcontrol 300 077 300 113			P		T			
												with checkcontrol 300 077 300 107			P		T			
												extra cable set for continuous plus 300 025 300 113								










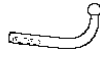

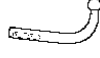




		No.	System	€	ECE F~No.	 min.		weight Kg	D- Value kN	 Kg	 Kg	 12 V	€	 min.	P		T Tronic	electrical kit: ...1.7 = 7-pol. ...1.3 = 13-pol.	park distance control	car-specific connection plug
																		vertical load towing capacity	visible cutout	
Opel Vectra B saloon	10/95- 03/02	314 251			EC-0906	150		23,2	9,3	75	1700	without checkcontrol 314 264 300 113 without checkcontrol 314 264 300 107 with checkcontrol 300 077 300 113 with checkcontrol 300 077 300 107 extra cable set for continuous plus 300 025 300 113			P		T			
Opel Vectra C Caravan	10/03-	314 295			EC-1538				10,7	80	2000	314 295 300 113 314 295 300 107								
Opel Vectra C Caravan	10/03-	314 297			EC-1539				10,7	80	2000	314 295 300 113 314 295 300 107								
Opel Vectra C saloon also for GTS	04/02-	314 257			EC-1317	150		26	10,5	75	2000	314 280 300 113 314 280 300 107								
Opel Vectra C saloon also for GTS	04/02-	314 280			EC-1005	150		24	10,5	75	2000	314 280 300 113 314 280 300 107								
Opel Vivaro box/estate	05/01-	314 263			EC-							314 263 300 113 314 263 300 107			P		T			
Opel Zafira (former no.: 314 245)	04/99-	314 269			EC-0845	150		18	8,9	75	1500	314 245 300 113 314 245 300 107 extra cable set for continuous plus 300 025 300 113		60 60	P		T			

		No.	System	€	ECE F~No.	 min.		 Kg	D- Value kN	 Kg	 Kg	 12 V	€	 min.	P		 Tronic	T	electrical kit: ...1.7 = 7-pol. ...1.3 = 13-pol.	park distance control	car-specific connection plug
																			visible cutout	weight	vertical load
Opel Zafira	04/99-	314 270			EC-0987	150		22,8	8,9	75	1500	314 245 300 113 314 245 300 107 extra cable set for continuous plus 300 025 300 113		60 60	P P	 	T T				















		No.	System	€	ECE F~No.	 min.		weight Kg	D- Value kN	 Kg	 Kg	12 V	€	 min.	P		T Tronic	visible cutout	weight	vertical load	towing capacity	electrical kit: ...1.7 = 7-pol. ...1.3 = 13-pol.	park distance control	car-specific connection plug																		
Peugeot																																										
Peugeot 106	01/92-04/96	315 058			EC-0023	>150		7,2	6,4	50	1200	300 096 300 163 300 096 300 157																														
Peugeot 106	05/96-	315 076			EC-0169	90		13,7	6,4	75	1200	300 096 300 163 300 096 300 157																														
Peugeot 205 saloon also for small transporter 205 Multi (discontinued model)		315 039			EC-0267	120		11,3	6,4	50	1200	300 096 300 163 300 096 300 157																														
Peugeot 206 XR/XT, not for XS-with sport rear bumper	09/98-	315 085			EC-0584	90		15,3	7,2	75	1300	300 096 300 163 300 096 300 157																														
Peugeot 206 XS, for vehicles with sport rear bumper (discontinued model)	09/98-	315 087			EC-0656	90		15,2	7,2	75	1300	300 096 300 163 300 096 300 157																														
Peugeot 206 XR/XT not for XS with sport rear bumper	09/98-	315 089			EC-0848	90		16,1	7,2	75	1300	300 096 300 163 300 096 300 157																														
Peugeot 206 sw	06/02-	315 100			EC-1314	60		16	6,7	75	1200	300 096 300 163 300 096 300 157																														
Peugeot 306 Break	05/97-	315 083			EC-0414	60		19,1	7,6	80	1400	300 096 300 163 300 096 300 157																														

		No.	System 	€	ECE F~No.	 min.		weight Kg 	D- Value kN	 Kg	 Kg	 12 V	€	 min.	P		T Tronic	electrical kit: ...1.7 = 7-pol. ...1.3 = 13-pol.	park distance control	car-specific connection plug	
																		visible cutout	towing capacity		
Peugeot 306 Break (discontinued model)	05/97-	315 084			EC-0414	60		20,3	7,6	80	1400	300 096 300 163 300 096 300 157									
Peugeot 306 convertible (discontinued model)	03/94-	315 086			special approval	120		24	7,6	75	1400	300 096 300 163 300 096 300 157									
Peugeot 306 hatchback	03/93- 06/01	315 062			EC-0045	120		16,9	7,7	50	1400	300 096 300 163 300 096 300 157									
Peugeot 306 notchback (discontinued model)	09/94- 06/01	315 073			EC-0098	120		18	7,7	50	1400	300 096 300 163 300 096 300 157									
Peugeot 307 hatchback	6/01-	315 095			EC-1455	60		19	8,1	80	1500	300 096 300 163 300 096 300 157									
Peugeot 307 hatchback	6/01-	315 096			EC-1456	60		21	8,1	80	1500	300 096 300 163 300 096 300 157									
Peugeot 307 sw 7 seats and estate	06/02-	315 099			EC-1435	45		19	9,1	60	1700	300 096 300 163 300 096 300 157									
Peugeot 307 sw 7 seats and estate	06/02-	315 103			EC-	45			9,1	60	1700	300 096 300 163 300 096 300 157									
Peugeot 405 Break from 08/92, also for 4 WD (discontinued model)	08/88- 09/96	315 061			EC-0044	90		14,5	8,4	75	1600	300 096 300 163 300 096 300 157									
Peugeot 405 saloon also for 4 WD	09/92-	315 059			EC-0042	90		16	8,4	75	1600	300 096 300 163 300 096 300 157									

		No.	System	€	ECE F~No.	 min.		weight Kg	D- Value kN	 Kg	 Kg	 12 V	€	 min.	P		T Tronic	electrical kit: ...1.7 = 7-pol. ...1.3 = 13-pol.	park distance control	car-specific connection plug
																		visible cutout	towing capacity	
Peugeot 406 Break	01/97-	315 077			EC-0416	90		18,6	9,3	100	1700	300 096 300 163 300 096 300 157								
Peugeot 406 Break (discontinued model)	01/97-	315 078			EC-0416	90		20	9,3	100	1700	300 096 300 163 300 096 300 157								
Peugeot 406 saloon (discontinued model)	10/95- 04/99	315 079			EC-0137	90		19	9,6	80	1800	300 096 300 163 300 096 300 157								
Peugeot 406 saloon (discontinued model)	10/95- 04/99	315 080			EC-0197	90		20,6	9,6	80	1800	300 096 300 163 300 096 300 157								
Peugeot 406 saloon	05/99-	315 088			EC-0749	90		18,6	9,6	100	1700	300 096 300 163 300 096 300 157								
Peugeot 607	00-	315 090			EC-1234	180		23,2	9,8	72	1800	with checkcontrol 300 077 300 113 with checkcontrol 300 077 300 107			P		T			
Peugeot 607 (discontinued model)	00-	315 091F			EC-				9,8	72	1800	with checkcontrol 300 077 300 113 with checkcontrol 300 077 300 107			P		T			


		No.	System	€	ECE F~No.	 min.		weight Kg	D- Value kN	 Kg	 Kg	 12 V	€	 min.	P		T Tronic	electrical kit: ...1.7 = 7-pol. ...1.3 = 13-pol.	park distance control	car-specific connection plug
																		vertical load - towing capacity		
Peugeot 806	09/94- 08/02	315 072			EC-0010	60		15,5	10,9	100	2000	08/97 -		60				315 073 300 113		
												08/97 -						315 073 300 107		
												- 07/97						315 072 300 113		
												- 07/97						315 072 300 107		
Peugeot 806	09/94- 08/02	315 074			EC-0014	60		18,6	10,9	100	2000	08/97 -		60				315 073 300 113		
												08/97 -						315 073 300 107		
												- 07/97						315 072 300 113		
												- 07/97						315 072 300 107		
Peugeot 807	09/02-	315 097			EC-0989	75		22,2	10,8	100	1900	315 097 300 113		90	P		T			
												315 097 300 107								90
Peugeot 807	09/02-	315 098			EG-0986	75		19,8	10,8	100	1900	315 097 300 113		90	P		T			
												315 097 300 107								90
















		No.	System	€	ECE F~No.	 min.		weight Kg	D- Value kN	 Kg	 Kg	 12 V	€	 min.	P		T Tronic	electrical kit: ...1.7 = 7-pol. ...1.3 = 13-pol.	park distance control	car-specific connection plug
																		vertical load	towing capacity	visible cutout
Peugeot Boxer box/estate also for 4 WD, 4 WD: bolt kit (order no. 906 216 650 002) must be ordered separately, for vehicles until 10/95: body reinforcement kit: 306 142 650 002 must be ordered separately. Ball plate for vehicles with standard chassis: 329 057, Ball plate for vehicles with 16" wheels and reinforced springs: 329 062. When mounting swap system to vehicles with standard chassis we recommend ball plate 329 059. (former no. 306 210 + 306 209)	03/94-	306 216		€	EC-0827	60		32,7	13,3	150	2500	03/02 -		60	P		T			
												306 216 300 113								
												03/02 -								
												306 216 300 107								
- 03/02																				
306 142 300 113																				
- 03/02																				
306 142 300 107																				
Peugeot Boxer platform also for 4 WD, 4 WD: bolt kit (order no. 906 216 650 002) must be ordered separately, for vehicles until 10/95: body reinforcement kit 306 151 650 002 must be ordered separately. Ball plate for vehicles with standard chassis: 329 057, Ball plate for vehicles with 16" wheels and reinforced springs: 329 062. When mounting swap system to vehicles with standard chassis we recommend ball plate 329 059. (former no. 306 210 + 306 209)	03/94-	306 216		€	EC-0827	60		32,7	13,3	150	2500	300 096 300 163								
												300 096 300 157								

























		No.	System	€	ECE F~No.	 min.		weight Kg	D- Value kN	 Kg	 Kg	 12 V	€	 min.	P		T Tronic	electrical kit: ...1.7 = 7-pol. ...1.3 = 13-pol.	park distance control	car-specific connection plug
																		vertical load - towing capacity		
Peugeot Expert	09/94-	315 072			EC-0010	60		15,5	10,9	100	2000	08/97 -		60						
												306 155 300 113								
												08/97 -								
												306 155 300 107								
- 07/97																				
306 153 300 113																				
- 07/97																				
306 153 300 107																				
Peugeot Expert	09/94-	315 074			EC-0014	60		17,7	10,9	100	2000	08/97 -		60						
												306 155 300 113								
												08/97 -								
												306 155 300 107								
- 07/97																				
306 153 300 113																				
- 07/97																				
306 153 300 107																				
Peugeot J5 800 box/estate (discontinued model)	88- 03/94	306 130			F3831	>150		25,6	9,5	75	1600	300 096 300 163								
												300 096 300 157								
Peugeot J5 box/platform also for 4 WD (discontinued model)	08/84- 03/94	306 102			F 3462	150		28,5	12	75	2000	300 096 300 163								
												300 096 300 157								

		No.	System	€	ECE F~No.	 min.		 Kg	D- Value kN	 Kg	 Kg	 12 V	€	 min.	P		T Tronic	electrical kit: ...1.7 = 7-pol. ...1.3 = 13-pol.	park distance control	car-specific connection plug	
																		visible cutout	weight	vertical load	towing capacity
Peugeot J5 platform also 4 WD, towing bracket for 329 072/329 062/329 042 or automatic bolt coupling, ball plate: 329 072 (discontinued model)	08/84-03/94	306 103			F 3659	>150		32,2	12	75	2000	When mounting the automatic bolt coupling to the underrun guard, please order separately the number plate lighting set. 306 103 300 001 300 096 300 163 300 096 300 157									
Peugeot Partner box/estate	11/96-	304 054			EC-0191	90		14,8	7,8	70	1350	- 06/00 304 510 300 113 - 06/00 304 510 300 107 06/00 - 304 054 300 113 06/00 - 304 054 300 107									
Peugeot Partner box/estate	11/96-	304 057			EC-0222	90		17,5	7,8	70	1350	- 06/00 304 510 300 113 - 06/00 304 510 300 107 06/00 - 304 054 300 113 06/00 - 304 054 300 107									

		No.	System	€	ECE F~No.	 min.	 visible cutout	 weight Kg	D- Value kN	 vertical load Kg	 towing capacity Kg	 12 V	€	 min.	P		T Tronic	
Porsche																		
Porsche Cayenne Please order separately cover for bumper cutout 955 505 087 00 at Porsche dealer' s.	12/02-	327 014			EC-0909			35,4	16	150	3500	321 500 300 113		90	P			
















		No.	System	€	ECE F~No.	 min.		weight Kg	D- Value kN	 Kg	 Kg	vertical load - towing capacity	electrical kit: ...1.7 = 7-pol. ...1.3 = 13-pol.	€	 min.	P		T Tronic		
																				Renault
Renault Clio Phase I + II, not for Clio Sport V6	09/98-	316 186			EC-0433	90		17,5	6,2	75	1200	06/01 - (Phase II) 316 187 300 113 06/01 - (Phase II) 316 187 300 107 - 05/01 (Phase I) 316 128 300 113 - 05/01 (Phase I) 316 128 300 107		60	P		T			
Renault Clio Phase I + II, not for Clio Sport V6	09/98-	316 187			EC-0470	90		14,5	6,2	75	1200	06/01 - (Phase II) 316 187 300 113 06/01 - (Phase II) 316 187 300 107 - 05/01 (Phase I) 316 128 300 113 - 05/01 (Phase I) 316 128 300 107		60	P		T			
Renault Espace Phase II J 11/13 (not for 4 WD) (discontinued model)	01/88- 04/91	316 068			EC-0775	90		17,9	9,6	75	1900	300 096 300 163 300 096 300 157								
Renault Espace Phase III 4x2, 4x4, J63	05/91- 12/96	316 098			EC-0292	90		15,8	10	75	1900	300 096 300 163 300 096 300 157								






















		No.	System	€	ECE F~No.	 min.		 Kg	D- Value kN	 Kg	 Kg	 12 V	€	 min.	P		 Tronic	electrical kit: ...1.7 = 7-pol. ...1.3 = 13-pol.	park distance control	car-specific connection plug
																		visible cutout	weight	vertical load
Renault Espace short wheelbase	09/02-	316 194			EC-1109	55		31	11,3	80	2000	with boardcomputer 316 194 300 113 with boardcomputer 316 194 300 107 without boardcomputer 316 192 300 113 without boardcomputer 316 192 300 107			P					
Renault Espace short wheelbase	09/02-	316 195			EC-1124	55		31	11,3	80	2000	with boardcomputer 316 194 300 113 with boardcomputer 316 194 300 107 without boardcomputer 316 192 300 113 without boardcomputer 316 192 300 107			P					
Renault Espace / Grand Espace not for vehicles with automatic height control	01/97- 09/02	316 102			EC-0266	90		12	11,8	85	2300	additional kit for vehicles from 9/98 with CAN-controller unit 316 118 300 155 316 118 300 113 316 118 300 107			P					
Renault Espace / Grand Espace not for vehicles with automatic height control	01/97- 09/02	316 117			EC-0241	60		18,8	10,7	85	1900	additional kit for vehicles from 9/98 with CAN-controller unit 316 118 300 155 316 118 300 113 316 118 300 107			P					
























		No.	System	€	ECE F~No.	 min.		weight Kg	D- Value kN	 Kg	 Kg	 12 V	€	 min.	P		T Tronic	electrical kit: ...1.7 = 7-pol. ...1.3 = 13-pol.	park distance control	car-specific connection plug
																		visible cutout	towing capacity	
Renault Espace / Grand Espace long wheelbase	09/02-	316 191			EC-1125	55		31	11,3	80	2000	with boardcomputer 316 194 300 113 with boardcomputer 316 194 300 107 without boardcomputer 316 192 300 113 without boardcomputer 316 192 300 107			P		T			
Renault Espace / Grand Espace long wheelbase	09/02-	316 192			EC-1110	55		31	11,3	80	2000	with boardcomputer 316 194 300 113 with boardcomputer 316 194 300 107 without boardcomputer 316 192 300 113 without boardcomputer 316 192 300 107			P		T			
Renault Kangoo not for Kangoo-Rapid-Maxi (former no. 316 151 and 316 172)	05/97-	316 201			EC-1322			12	7,6	75	1320	04/02 - 316 123 300 113 04/02 - 316 123 300 107 - 04/02 316 120 300 113 - 04/02 316 120 300 107			P		T			































		No.	System	€	ECE F~No.	 min.		weight Kg	D- Value kN	 Kg	 Kg	 12 V	€	 min.	P		T Tronic	electrical kit: ...1.7 = 7-pol. ...1.3 = 13-pol.	park distance control	car-specific connection plug
																		visible cutout	towing capacity	
Renault Kangoo not for Kangoo-Rapid-Maxi (discontinued model, replaced by: 316 197)	07/98-	316 123			EC-0536	90		15,5	7,6	75	1320	04/02 - 316 123 300 113 04/02 - 316 123 300 107 - 04/02 316 120 300 113 - 04/02 316 120 300 107			P		T			
Renault Kangoo not for Kangoo-Rapid-Maxi	07/98-	316 197			EC-1417	90		14	7,63	75	1320	04/02 - 316 123 300 113 04/02 - 316 123 300 107 - 04/02 316 120 300 113 - 04/02 316 120 300 107			P		T			
Renault Kangoo RX4, 4 WD/Pampa/Freeworld (discontinued model, replaced by: 316 205)	06/01-	316 204			EC-0943			16	7,3	75	1350	04/02 - 316 123 300 113 04/02 - 316 123 300 107 - 04/02 316 120 300 113 - 04/02 316 120 300 107			P		T			






















		No.	System	€	ECE F~No.	 min.		weight Kg	D- Value kN	 Kg	 Kg	 12 V	€	 min.	P		T Tronic	electrical kit: ...1.7 = 7-pol. ...1.3 = 13-pol.	park distance control	car-specific connection plug
																		visible cutout	towing capacity	
Renault Kangoo RX4, Allrad/Pampa/Freeworld	06/01-	316 205			EC-1323	45		12	7,63	75	1320	04/02 - 316 123 300 113 04/02 - 316 123 300 107 - 04/02 316 120 300 113 - 04/02 316 120 300 107			P		T			
Renault Laguna Grand Tour not for vehicles with automatic height control	09/95- 03/01	316 127			EC-0204	90		19,6	9,1	75	2100	without checkcontrol 300 096 300 163 without checkcontrol 300 096 300 157 with checkcontrol 300 077 300 113 with checkcontrol 300 077 300 107			P		T			
Renault Laguna Grand Tour estate	03/01-	316 155			EC-1026	40		19	8,5	75	1500	without boardcomputer 300 096 300 163 without boardcomputer 300 096 300 157 with checkcontrol with boardcomputer 300 077 300 113 with checkcontrol with boardcomputer 300 077 300 107			P		T			

		No.	System	€	ECE F~No.	 min.		weight Kg	D- Value kN	 Kg	 Kg	 12 V	€	 min.	P		T	visible cutout	weight	vertical load	towing capacity	electrical kit: ...1.7 = 7-pol. ...1.3 = 13-pol.	park distance control	car-specific connection plug						
Renault Laguna saloon	03/01-	316 178			EC-1282	40		21	8,51	75	1500	without boardcomputer 300 096 300 163 without boardcomputer 300 096 300 157 with checkcontrol with boardcomputer 300 077 300 113 with checkcontrol with boardcomputer 300 077 300 107			P		T													
Renault Master box/estate	01/98-	316 124			EC-0334			28,5	13,7	85	2300	11/03 - 316 130 300 113 11/03 - 316 130 300 107 - 11/03 316 124 300 113 - 11/03 316 124 300 107		45	P		T													
Renault Master box/estate incl. ball plate 329 057 When mounting the swap system please order ball plate order no. 329 059.	01/98-	316 126			EC-0390			29,8	15,3	80	2800	11/03 - 316 130 300 113 11/03 - 316 130 300 107 - 11/03 316 124 300 113 - 11/03 316 124 300 107		45	P		T													


		No.	System	€	ECE F~No.	 min.		weight Kg	D- Value kN	 Kg	 Kg	 12 V	€	 min.	P		T Tronic	electrical kit: ...1.7 = 7-pol. ...1.3 = 13-pol.	park distance control	car-specific connection plug	
																		visible cutout	towing capacity		
Renault Master platform incl. ball plate 329 057 When mounting the swap system please order ball plate order no. 329 059.	01/98-	316 126			EC-0390			29,8	15,3	80	2800	316 126 300 113 316 126 300 107				 					
Renault Mégane convertible Phase I and II	97- 07/03	316 145			EC -0630	90		17,4	6,3	75	1250	04/99 - 316 140 300 113 04/99 - 316 140 300 107 - 03/99 300 096 300 163 - 03/99 300 096 300 157 extra cable set for continuous plus only for 316140300113 300 025 300 113		60 60	P P	 	T T				
Renault Mégane Classic Phase I + II (former no. 316 199 and 316 143)	02/97- 08/03	316 177			EC-0805	>150		19	7,32	75	1300	316 143 300 133 extra cable set for continuous plus 300 025 300 113		60			T				
Renault Mégane Coach / Coupé not for convertible (discontinued model)	01/96- 03/99	316 111			EC-0284	90		16	7	75	1300	300 096 300 163 300 096 300 157									
Renault Mégane Coach / Coupé not for convertible (discontinued model)	01/96- 03/99	316 112			EC-0215	90		17	7	75	1300	300 096 300 163 300 096 300 157									












		No.	System	€	ECE F~No.	 min.	 weight visible cutout	 Kg	D- Value kN	 vertical load	 towing capacity	 12 V	€	 min.	P		 Tronic	park distance control	car-specific connection plug
Renault Mégane Coach / Coupé Phase I + II	01/96- 07/03	316 140			EC-0627	90		16,2	6,8	75	1250	316 140 300 113 316 140 300 107 extra cable set for continuous plus 300 025 300 113		60 60	P P	 	T T		
Renault Mégane Coach / Coupé Phase II (discontinued model)	04/99- 07/03	316 139			EC-0837	90		16	6,2	75	1067	316 140 300 113 316 140 300 107 extra cable set for continuous plus 300 025 300 113		60 60	P P	 	T T		
Renault Mégane hatchback 5 doors not for Phase II, not for Coach, not for convertible	01/96- 10/02	316 107			EC-0122	90		15,8	7,6	75	1350	300 096 300 163 300 096 300 157 extra cable set for continuous plus 300 025 300 113							
Renault Mégane hatchback 5 doors not for Phase II, not for Coach, not for convertible (discontinued model)	01/96- 03/99	316 108			EC-0119	90		17,3	7,6	75	1350	300 096 300 163 300 096 300 157 extra cable set for continuous plus 300 025 300 113							
Renault Mégane hatchback Phase II 5 doors	04/99- 10/02	316 142			EC-0628	90		17,1	7,3	75	1300	316 142 300 113 316 142 300 107 extra cable set for continuous plus 300 025 300 113		60 60		 	T T		


		No.	System	€	ECE F~No.	 min.		 Kg	D- Value kN	 Kg	 Kg	 12 V	€	 min.	P		 Tronic	electrical kit: ...1.7 = 7-pol. ...1.3 = 13-pol.	park distance control	car-specific connection plug
																		visible cutout	weight	vertical load
Renault Mégane hatchback 3/5 doors	11/02-	316 175			EC-1514				7,56	75	1350	300 096 300 163 300 096 300 157								
Renault Mégane hatchback 3/5 doors	11/02-	316 176			EC-1515				7,56	75	1350	300 096 300 163 300 096 300 157								
Renault Mégane Grandtour	03/99- 07/03	316 137			EC-0594	120		18,7	7,5	75	1350	316 137 300 113 316 137 300 107 extra cable set for continuous plus 300 025 300 113		60 60	P P	 	T T			
Renault Mégane Grandtour	03/99- 07/03	316 138			EC-0662	90		15,2	7,5	75	1350	316 137 300 113 316 137 300 107 extra cable set for continuous plus 300 025 300 113		60 60	P P	 	T T			
Renault Mégane Grandtour + notchback - saloon	07/03-	316 208			EC-							316 174 300 113 316 174 300 107		75 75	P P	 	T T			
Renault Mégane Grandtour + notchback - saloon	07/03-	316 209			EC-							316 174 300 113 316 174 300 107		75 75	P P	 	T T			
Renault R19 Phase II, type X53 liftback and notchback	06/92-	316 100			EC-0063	90		12,5	7,1	75	1300	316 100 300 113 316 100 300 107				 				
Renault R5 Rapid Phase II and III, F40	11/91-	316 099F			F 4011			15,1	7,1	50	1250	300 096 300 163 300 096 300 157								















		No.	System	€	ECE F~No.	 min.		weight Kg	D- Value kN	 Kg	 Kg	 12 V	€	 min.	P		T	electrical kit: ...1.7 = 7-pol. ...1.3 = 13-pol.	park distance control	car-specific connection plug
																		visible cutout	towing capacity	
Renault Scenic also for Phase II from 99, not for 4 WD	01/97- 06/03	316 113			EC-0235	90		16,3	8	75	1380	- 08/99 (Phase I) 316 114 300 113 09/99 - (Phase II) 316 113 300 113 09/99 - (Phase II) 316 113 300 107 extra cable set for continuous plus 300 025 300 113		45			T			
Renault Scenic also for Phase II from 99, not for 4 WD	01/97- 06/03	316 114			EC-0224	120		20	8	75	1380	- 08/99 (Phase I) 316 114 300 113 09/99 - (Phase II) 316 113 300 113 09/99 - (Phase II) 316 113 300 107 extra cable set for continuous plus 300 025 300 113		45			T			
Renault Scenic RX4	03/00-	316 152			EC-0919			19,5	7,7	65	1300	316 152 300 113 extra cable set for continuous plus 300 025 300 113		60	P		T			
Renault Scenic also for Grand Scenic	07/03-	316 206			EC-				8,1	75	1350	316 170 300 113 316 170 300 107		90	P		T			
Renault Scenic also for Grand Scenic	07/03-	316 207			EC-				8,1	75	1350	316 170 300 113 316 170 300 107		90	P		T			
Renault Trafic box/estate	05/01-	314 263			EC-							314 263 300 113 314 263 300 107			P		T			

		No.	System	€	ECE F~No.	 min.		weight Kg	D- Value kN	 Kg	 Kg	 12 V	€	 min.	P		T Tronic	electrical kit: ...1.7 = 7-pol. ...1.3 = 13-pol.	park distance control	car-specific connection plug	
																		vertical load	towing capacity		
Renault Twingo (former no. 316 144)	98-	316 193			EC-1085	40		14,5	5	50	600	300 096 300 163 300 096 300 157									
















































		No.	System	€	ECE F~No.	 min.		 Kg	D- Value kN	 Kg	 Kg	 12 V	€	 min.	P		T Tronic	electrical kit: ...1.7 = 7-pol. ...1.3 = 13-pol.	park distance control	car-specific connection plug
																		visible cutout	weight	vertical load
Rover																				
Rover Austin Mini all models		323 005			special approval			12,7		50	500	300 096 300 163 300 096 300 157								































































		No.	System	€	ECE F~No.	 min.		weight Kg	D- Value kN	 Kg	 Kg	vertical load - towing capacity	electrical kit: ...1.7 = 7-pol. ...1.3 = 13-pol.	€	 min.	P		car-specific connection plug	T Tronic
Saab 900	93-98	324 018			EC-0758	120		14	8,63	75	1600		with checkcontrol 300 077 300 113 with checkcontrol 300 077 300 107			P		T	
Saab 900	93-98	324 019			EC-0758	120		14,2	8,63	75	1600		with checkcontrol 300 077 300 113 with checkcontrol 300 077 300 107			P		T	
Saab 9-3 convertible	98-04/03	324 018			EC-0758	120		14	8,6	75	1600		with checkcontrol 300 077 300 113 with checkcontrol 300 077 300 107			P		T	
Saab 9-3 convertible	98-04/03	324 019			EC-0758	120		14,2	8,6	75	1600		with checkcontrol 300 077 300 113 with checkcontrol 300 077 300 107			P		T	
Saab 9-3 convertible	07/03-	324 020			EC-1392			12	9	75	1600								
Saab 9-3 convertible	07/03-	324 021			EC-				9	75	1600								

























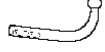


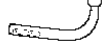


		No.	System	€	ECE F~No.	 min.		 Kg	D- Value kN	 Kg	 Kg	 12 V	€	 min.	P		T Tronic	electrical kit: ...1.7 = 7-pol. ...1.3 = 13-pol.	park distance control	car-specific connection plug
																		visible cutout	weight	vertical load
Saab 9-3 saloon	98-09/02	324 018			EC-0758	120		14	8,6	75	1600	with checkcontrol 300 077 300 113 with checkcontrol 300 077 300 107			P		T			
Saab 9-3 saloon	98-09/02	324 019			EC-0758	120		14,2	8,6	75	1600	with checkcontrol 300 077 300 113 with checkcontrol 300 077 300 107			P		T			
Saab 9-3 saloon	09/02-	324 020			EC-1392			12	9	75	1600									
Saab 9-3 saloon	09/02-	324 021			EC-				9	75	1600									
Saab 9-5 saloon and estate	98-	324 014			EC-0631	150		10,7	9,9	75	1800	324 014 300 113 324 014 300 107 extra cable set for continuous plus 300 025 300 113				 	T T			
Saab 9-5 saloon and estate	98-	324 015			EC-0631	150		12,2	9,9	75	1800	324 014 300 113 324 014 300 107 extra cable set for continuous plus 300 025 300 113				 	T T			





























		No.	System	€	ECE F~No.	 min.	 weight Kg	D- Value kN	 vertical load Kg	 towing capacity Kg	 12 V	€	 min.	P		T Tronic								
																		electrical kit: ...1.7 = 7-pol. ...1.3 = 13-pol.	park distance control					
Seat																								
Seat Alhambra Bumper bracket must also be ordered (order no. 321330616001). Please order cover cap for bumper cutout from Seat dealer.	96-05/00	321 329			EC-0003	120		19,5	12,2	85	2400								all years of construction Connection of the vehicle' s electric by a Ford dealer is not necessary (pure rear cabling). 321 458 300 113 321 458 300 107	45 45	P P	 	T T	
Seat Alhambra Bumper bracket must also be ordered (order no. 321330616001). Please order cover cap for bumper cutout from Seat dealer.	96-05/00	321 330			EC-0007	90		20,2	12,2	85	2400								all years of construction Connection of the vehicle' s electric by a Ford dealer is not necessary (pure rear cabling). 321 458 300 113 321 458 300 107	45 45	P P	 	T T	
Seat Alhambra also for 4WD Please order also bumper bracket, order no. 321 439 616 002. 4-Motion: Please check the operating instructions of the vehicle before fitting the towbar.	05/00-	321 441			EC-0681	90		24,8	12,5	100	2500								all years of construction Connection of the vehicle' s electric by a Ford dealer is not necessary (pure rear cabling). 321 458 300 113 321 458 300 107	45 45	P P	 	T T	

		No.	System	€	ECE F~No.	 min.		weight Kg	D- Value kN	 Kg	 Kg	 12 V	€	 min.	P		T	electrical kit: ...1.7 = 7-pol. ...1.3 = 13-pol.	park distance control	car-specific connection plug	
																		towing capacity	vertical load	visible cutout	Tronic
Seat Alhambra also for 4WD Please order also bumper bracket, order no. 321 439 616 002. 4-Motion: Please check the operating instructions of the vehicle before fitting the towbar.	05/00-	321 458			EC-0673	90		23,2	12,5	100	2500	all years of construction Connection of the vehicle's electric by a Ford dealer is not necessary (pure rear cabling). 321 458 300 113 321 458 300 107		45 45	P P	 	T T				
Seat Arosa	05/97-	321 399			EC-0217	120		16	5,2	50	850	300 096 300 163 300 096 300 157									
Seat Cordoba saloon all models, CLX/ GLX/ GTI and Coupé SX	01/96- 12/02	344 025			EC-0427	90		17	6,7	70	1200	300 096 300 163 300 096 300 157									
Seat Cordoba saloon CLX/GLX/GTI and Coupé SX	96- 12/02	344 027			EC-0595	90		21	6,7	70	1200	300 096 300 163 300 096 300 157									
Seat Cordoba saloon	01/03-	344 039			EC-1231	90		22	7	50	1200	Connection of the vehicle's electric by a Seat dealer is not necessary (pure rear cabling). 344 041 300 113 344 041 300 107					 				
Seat Cordoba saloon	01/03-	344 040			EC-1232	90		20	7	50	1200	Connection of the vehicle's electric by a Seat dealer is not necessary (pure rear cabling). 344 041 300 113 344 041 300 107					 				


		No.	System	€	ECE F~No.	 min.		 Kg	D- Value kN	 Kg	 Kg	 12 V	€	 min.	P		T Tronic	electrical kit: ...1.7 = 7-pol. ...1.3 = 13-pol.	park distance control	car-specific connection plug
																		visible cutout	weight	vertical load
Seat Cordoba Vario estate	07/97-	344 025			EC-0427	90		17	6,7	70	1200	- 08/99 344 504 300 113 09/99 - 344 027 300 113		60						
Seat Cordoba Vario	07/97- 03	344 027			EC-0595	90		21	6,7	70	1200	- 08/99 344 504 300 113 09/99 - 344 027 300 113		60						
Seat Ibiza also for CLX/GTI from 96 (discontinued model)	97- 09/99	321 446			EC-0323	90		19	6	50	1000	300 096 300 163 300 096 300 157								
Seat Ibiza	09/99- 03/02	344 031			EG-0328	90		17,8	6,1	75	1000	300 096 300 163 300 096 300 157								
Seat Ibiza	03/02-	344 039			EC-1231	90		22	7	50	1200	Connection of the vehicle' s electric by a Seat dealer is not necessary (pure rear cabling). 344 040 300 113 344 040 300 107				 				
Seat Ibiza	03/02-	344 040			EC-1232	90		20	7	50	1200	Connection of the vehicle' s electric by a Seat dealer is not necessary (pure rear cabling). 344 040 300 113 344 040 300 107				 				













		No.	System	€	ECE F~No.	 min.		 Kg	D- Value kN	 Kg	 Kg	 12 V	€	 min.	P			T	
																			visible cutout
Seat Inca	11/95-	321 437			EC-0193	90		15	6,7	50	1100	344 503 300 113 344 503 300 107				 			
Seat Leon cover for bumper: 944 038 630 001 not for Cupra, Top Sport, Leon 4	00-	344 024			EC-0700	90		16,1	8,6	75	1600	300 096 300 163 300 096 300 157							
Seat Toledo type L4 (discontinued model)	91- 10/95	344 003			EC-0091	90		17	7,4	50	1300	344 001 300 113 344 001 300 107				 			
Seat Toledo type L6	11/95- 03/99	344 007			EC-0114	90		19	7,7	50	1400	344 001 300 113 344 001 300 107				 			
Seat Toledo type L6	11/95- 03/99	344 008			EC-0113	90		20	7,7	50	1400	344 001 300 113 344 001 300 107				 			
Seat Toledo type 1M from veh.ident no. ...8950	04/99-	344 023			EC-0721	90		16,6	8,6	75	1600	344 023 300 113 344 023 300 107 extra cable set for continuous plus 300 025 300 113		45 45		 	T T		
Seat Toledo type 1M form veh.ident no. ...8950	04/99-	344 024			EC-0700	90		16,1	8,6	75	1600	344 023 300 113 344 023 300 107 extra cable set for continuous plus 300 025 300 113		60 60		 	T T		


		No.	System	€	ECE F~No.	 min.		weight Kg	D- Value kN	 Kg	 Kg	vertical load towing capacity	electrical kit: ...1.7 = 7-pol. ...1.3 = 13-pol.	€	 min.	P		T Tronic	
Skoda Fabia estate/notchback not for GT, also for Praktik	11/00-	317 045			EC-0896	60		16,5	7	50	1200	317 043 300 113 317 043 300 107		30 30	P P	 	T T		
Skoda Fabia estate/notchback not for GT, also for Praktik	11/00-	317 046			EC-0901	60		17,7	7	50	1200	317 043 300 113 317 043 300 107		30 30	P P	 	T T		
Skoda Fabia hatchback not for estate, also for GT, also for RS	12/99-	317 043			EC-0743	60		16,5	7	50	1200	317 043 300 113 317 043 300 107		30 30	P P	 	T T		
Skoda Fabia hatchback not for estate, also for GT, not for RS (discontinued model, replaced by 317 047)	12/99-	317 044			EC-0753	60		17,7	7	50	1200	317 043 300 113 317 043 300 107		30 30	P P	 	T T		
Skoda Fabia hatchback not for Combi, also for GT, not for RS (is not permitted for towing trailers by the car manufacturer)	12/99-	317 047			EC-0753	60		17,7	7	50	1200	317 043 300 113 317 043 300 107		30 30	P P	 	T T		
Skoda Felicia Combi Vanplus	07/95-	317 011			EC-0061	60		11	6,1	50	1000	317 007 300 113 317 007 300 107		60 60		 			
Skoda Felicia saloon	02/95-	317 008			EC-0013	60		13	5,9	50	1000	317 007 300 113 317 007 300 107		60 60		 			














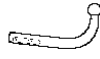
		No.	System	€	ECE F~No.	 min.		weight Kg	D- Value kN	 Kg	 Kg	 12 V	€	 min.	P			T Tronic	electrical kit: ...1.7 = 7-pol. ...1.3 = 13-pol.	park distance control	car-specific connection plug
																			visible cutout	towing capacity	
Skoda Octavia saloon/estate not for 4 WD, also for RS Note: For towing capacities of 1400 kg and more please check the operating instructions of your car.	12/96-	317 015			EC-0200	90		15	8,4	60	1500	317 015 300 113 317 015 300 107 extra cable set for continuous plus 300 025 300 113		45 30	P P	 	T T				
Skoda Octavia saloon/estate not for 4 WD, also for RS Note: For towing capacities of 1400 kg and more please check the operating instructions of your car.	12/96-	317 016			EC-0216	90		16,2	8,4	60	1500	317 015 300 113 317 015 300 107 extra cable set for continuous plus 300 025 300 113		45 30	P P	 	T T				
Skoda Oktavia saloon/Combi 4x4 Note: For towing capacities of 1400 kg and more please check the operating instructions of your car.	09/99-	317 036			EC-0682	90		16	9,2	75	1650	317 015 300 113 317 015 300 107 extra cable set for continuous plus 300 025 300 113		45 30	P P	 	T T				
Skoda Oktavia saloon/Combi 4x4 Note: For towing capacities of 1400 kg and more please check the operating instructions of your car.	09/99-	317 037			EC-0785	90		15,6	9,2	75	1650	317 015 300 113 317 015 300 107 extra cable set for continuous plus 300 025 300 113		45 30	P P	 	T T				
Skoda Pick-up	02/96-	317 035			EC-0370	60		14	6,1	50	1000	317 013 300 113 317 013 300 107 extra cable set for continuous plus 300 025 300 113				 					
Skoda Superb not for vehicles with tuning set by M+S	03/02-	321 505			EC-0730	90		20,5	9,5	75	1800	317 050 300 113 317 050 300 107		120 120	P P	 	T T				




















		No.	System	€	ECE F~No.	 min.		 Kg	D- Value kN	 Kg	 Kg	 12 V	€	 min.	P		 Tronic	electrical kit: ...1.7 = 7-pol. ...1.3 = 13-pol.		park distance control	car-specific connection plug
																		visible cutout	weight		
Skoda Superb not for vehicles with tuning set by M+S	03/02-	321 520			EC-0780	90		20,6	9,5	75	1800	317 050 300 113 317 050 300 107		120 120	P P	 	T T				




		No.	System	€	ECE F~No.	 min.	 weight	 Kg	D- Value kN	 vertical load	 towing capacity	 12 V	€	 min.	P		T Tronic
Smart																	
Smart ForFour	05/04-	313 234			EC-1516			20	5	50	750	313 231 300 113			P		T






















		No.	System	€	ECE F~No.	 min.		weight Kg	D- Value kN	 Kg	 Kg	vertical load towing capacity	electrical kit: ...1.7 = 7-pol. ...1.3 = 13-pol.	€	 min.	P		park distance control	car-specific connection plug	T Tronic
Subaru Forester (discontinued modell, replaced by: 349 013)	10/97- 09/02	348 006			EC-0586			23	9,9	120	2000		300 096 300 163 300 096 300 157							
Subaru Forester (discontinued model)	10/97- 09/02	348 007			EC-0586			24,4	9,9	120	2000		300 096 300 163 300 096 300 157							
Subaru Forester	10/97-	348 014			EC-				10	85	1950		300 096 300 163 300 096 300 157							
Subaru Forester (former no. 348 006)	10/97-	348 013			EC-1642				10	85	1950		300 096 300 163 300 096 300 157							
Subaru Impreza	93-	348 012			EC-1086			24,5	8,5	80	1600		300 096 300 163 300 096 300 157							
Subaru Legacy estate type BD/BF/BG/BH not for Outback	04/94- 09/03	348 010			EC-0110			19,2	9,6	80	1900		300 096 300 163 300 096 300 157							



















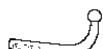
		No.	System	€	ECE F~No.	 min.		weight Kg	D- Value kN	 Kg	 Kg	vertical load towing capacity	electrical kit: ...1.7 = 7-pol. ...1.3 = 13-pol.	€	 min.	P		car-specific connection plug	T Tronic
Suzuki																			
Suzuki Baleno hatchback (discontinued model)	95-	342 060F			EC-			17	6	50	1100		with checkcontrol 300 077 300 113 with checkcontrol 300 077 300 107			P			T
Suzuki Jimny	98-	341 003			EC-0907			26	6,7	75	1300		300 096 300 163 300 096 300 157						
Suzuki Liana not for saloon notchback	01-	341 005			EC-1973			16	6,9	75	1400		300 096 300 163 300 096 300 157						
Suzuki Samurai for vehicles with manufacturer's code VSE, not for long chassis	01/88-	342 040			EC-0077			16	6,9	75	1400		300 096 300 163 300 096 300 157						
Suzuki SJ 410/413 for vehicles with manufacturer's code VSE, not for long chassis	-04/99	342 040			EC-0077			16	6,9	75	1400		300 096 300 163 300 096 300 157						
Suzuki Vitara not for Vitara-Long, not for 6-cylinder, not for 2,0 litre	10/88-	342 041			EC-0035			10	8	85	1500		342 041 300 113 342 041 300 107						
Suzuki Vitara 6-cylinder, long wheelbase (discontinued model)	95-	342 062			EC-0142	90		20	9,2	75	1875		342 041 300 113 342 041 300 107						





















		No.	System	€	ECE F~No.	 min.		weight Kg	D- Value kN	 Kg	 Kg	 12 V	€	 min.	P		T Tronic	electrical kit: ...1.7 = 7-pol. ...1.3 = 13-pol.	park distance control	car-specific connection plug		
																		visible cutout	vertical load towing capacity			
Suzuki Vitara Grand Vitara 3 + 5 doors + XL7 (FT/GT/HT) (former no.: 342 080)	98-	341 004			EC-1084			19	10,4	80	2000	300 096 300 163 300 096 300 157 for vehicles with rear fog lamp switched to ground please order separately 300 065 300 005										








































		No.	System	€	ECE F~No.	 min.		weight Kg	D- Value kN	 Kg	 Kg	vertical load towing capacity	electrical kit: ...1.7 = 7-pol. ...1.3 = 13-pol.	€	 min.	P		car-specific connection plug	T Tronic	
Toyota																				
Toyota Avensis saloon	12/97- 04/03	335 219			EC-0519			15,3	8,3	75	1550									
														300 096 300 163 300 096 300 157						
Toyota Avensis saloon	12/97- 04/03	335 221			EC-0748			17	8,3	75	1550									
														300 096 300 163 300 096 300 157						
Toyota Avensis saloon 4/5 doors notchback + liftback	04/03-	335 301			EC-1521				8,6	75	1550									
														300 096 300 163 300 096 300 157						
Toyota Avensis saloon 4/5 doors notchback + liftback	04/03-	335 302			EC-1537				8,6	75	1550			without checkcontrol 300 073 300 113			P		T	
Toyota Avensis Wagon-estate	12/97- 04/03	335 223			EC-0520			15,6	8,3	75	1550									
														300 096 300 163 300 096 300 157						
Toyota Avensis Wagon-estate	12/97- 04/03	335 225			EC-0747			19,1	8,3	75	1550									
														300 096 300 163 300 096 300 157						
Toyota Avensis Wagon-estate	04/03-	335 303			EC-1535				8,6	75	1550									
														300 096 300 163 300 096 300 157						
Toyota Avensis Wagon-estate	04/03-	335 304			EC-1536				8,6	75	1550			without checkcontrol 300 073 300 113			P		T	



















		No.	System	€	ECE F~No.	 min.		weight Kg	D- Value kN	 Kg	 Kg	 12 V	€	 min.	P		T Tronic	electrical kit: ...1.7 = 7-pol. ...1.3 = 13-pol.	park distance control	car-specific connection plug
Toyota Camry (discontinued model)	11/01-	335 276			EC-1096	90		22	8,7	65	1600	300 096 300 163 300 096 300 157								
Toyota Carina II estate T17 (discontinued model)	04/88- 03/93	335 089			F 3705 NL	120		15,4	7,9	75	1500	300 096 300 163 300 096 300 157								
Toyota Carina II saloon T17, notchback/liftback (discontinued model)	04/88- 04/92	335 085			F 3738 NL	90		19,5	7,9	75	1500	300 096 300 163 300 096 300 157								
Toyota Carina liftback/notchback T19	05/92- 11/97	335 161			EC-0184	90		12,8	7,84	75	1500	300 096 300 163 300 096 300 157								
Toyota Carina Wagon-estate T19	04/93- 11/97	335 166			EC-0183	60		13,5	8	75	1500	300 096 300 163 300 096 300 157								
Toyota Corolla Hatchback E10	08/92- 06/97	335 190			EC-0074	90		13,6	7,2	75	1300	300 096 300 163 300 096 300 157								
Toyota Corolla Hatchback E11 Compact	07/97- 12/01	335 212			EC-0392	60		15,3	7,4	75	1400	300 096 300 163 300 096 300 157								
Toyota Corolla Hatchback E11 Compact	07/97- 12/01	335 218			EC-0393	60		16,6	7,4	75	1400	300 096 300 163 300 096 300 157								
Toyota Corolla estate/Wagon-estate E10	08/92- 06/97	335 171			EC-0182	60		12,6	7,2	75	1300	300 096 300 163 300 096 300 157								

		No.	System	€	ECE F~No.	 min.		weight Kg	D- Value kN	 Kg	 Kg	 12 V	€	 min.	P		T Tronic	electrical kit: ...1.7 = 7-pol. ...1.3 = 13-pol.	park distance control	car-specific connection plug	
																		visible cutout	towing capacity		
Toyota Corolla estate/Wagon-estate E11	07/97- 12/01	335 213			EC-0343	60		16,5	7,7	75	1400	300 096 300 163 300 096 300 157									
Toyota Corolla estate/Wagon-estate E11	07/97- 12/01	335 216			EC-0344	60		17,9	7,7	75	1400	300 096 300 163 300 096 300 157									
Toyota Corolla estate/Wagon-estate E12	01/02-	335 288			EC-1174	70		16,6	7,9	55	1300	300 096 300 163 300 096 300 157									
Toyota Corolla estate/Wagon-estate E12	01/02-	335 289			EC-1175	100		18,5	7,9	55	1300	300 096 300 163 300 096 300 157									
Toyota Corolla liftback E9	08/87- 07/92	335 083			special approval	150		15	7,1	75	1300	300 096 300 163 300 096 300 157									
Toyota Corolla liftback E10	08/92- 06/97	335 163			EC-0185	90		12,9	7,2	75	1300	300 096 300 163 300 096 300 157									
Toyota Corolla liftback E11	07/97- 12/01	335 211			EC-0685	60		15,4	7,4	75	1400	300 096 300 163 300 096 300 157									
Toyota Corolla liftback E11	07/97- 12/01	335 231			EC-0686	60		16,6	7,4	75	1400	300 096 300 163 300 096 300 157									
Toyota Corolla liftback E12 3/5 doors	01/02-	335 284			EC-1160	60		15,5	7,9	55	1300	300 096 300 163 300 096 300 157									
























		No.	System	€	ECE F~No.	 min.		 Kg	D- Value kN	 Kg	 Kg	 12 V	€	 min.	P		T Tronic	electrical kit: ...1.7 = 7-pol. ...1.3 = 13-pol.	park distance control	car-specific connection plug
																		visible cutout	weight	vertical load
Toyota Corolla liftback E12 3/5 doors	01/02-	335 285			EC-1159	90		17	7,9	55	1300	300 096 300 163 300 096 300 157								
Toyota Corolla saloon notchback E11	07/97- 07/02	335 211			EC-0685	60		15,4	7,4	75	1400	300 096 300 163 300 096 300 157								
Toyota Corolla saloon notchback E11	07/97- 07/02	335 231			EC-0686	60		16,6	7,4	75	1400	300 096 300 163 300 096 300 157								
Toyota Corolla saloon notchback E12	07/02-	335 286			EC-1348	70		17,6	7,9	55	1300	300 096 300 163 300 096 300 157								
Toyota Corolla Tercel estate 4x4 E9 (discontinued model)	03/88-	335 087			special approval	120		15,3	7,6	75	1500	300 096 300 163 300 096 300 157								
Toyota Corolla Verso E12	01/02- 04/04	335 290			EC-1326	45		15,5	8,2	55	1400	300 096 300 163 300 096 300 157								
Toyota Corolla Verso E12 (discontinued model)	01/02- 04/04	335 291			EC-1327	45		17	8,2	55	1400	300 096 300 163 300 096 300 157								
Toyota Corolla Verso	04/04-	335 322			EC-															
Toyota Corolla Verso	04/04-	335 323			EC-1055															
























		No.	System	€	ECE F~No.	 min.		weight Kg	D- Value kN	 Kg	 Kg	 12 V	€	 min.	P		T Tronic	electrical kit: ...1.7 = 7-pol. ...1.3 = 13-pol.	park distance control	car-specific connection plug	
																		vertical load towing capacity			
Toyota Hiace (H12, H12G), also for 4WD (H18, H18G)	09/95-	335 230			EC-0246	60		18,4	12	80	2000	300 096 300 163 300 096 300 157									
Toyota Hilux 4 x 2, N 8 (discontinued model)	03/89- 11/97	335 173			F 4031 NL	60		19,8	10,8	75	2000	300 096 300 163 300 096 300 157									
Toyota Hilux 4 x 2 (N14,N15), for vehicles with and without step board (discontinued model)	11/97-	335 215			EC-0506	60		23	11,5	90	2000	300 096 300 163 300 096 300 157									
Toyota Landcruiser J 7 (not for Pickup) KJ70, KJ73, LJ70, LJ73, Towing bracket incl. ball plate 329059 (discontinued model)	85-	335 186			F 4249	>150		33,5	14,4	75	3500	300 096 300 163 300 096 300 157									
Toyota Landcruiser J 9	08/96- 03	335 196			EC-0135	90		26,5	15,4	130	3500	300 096 300 163 300 096 300 157									
Toyota Landcruiser J 9, towing bracket incl. ball plate 329062	08/96- 03	335 198			EC-0139	90		28	15,4	130	3500	300 096 300 163 300 096 300 157									
Toyota Landcruiser J 10	03/98-	335 240			EC-1396	>150		32,7	16,6	150	3500	300 096 300 163 300 096 300 157									
Toyota Landcruiser J 12	01/03-	335 294			EC-1351			8,5	16,3	130	3500	300 096 300 163 300 096 300 157									





























		No.	System	€	ECE F~No.	 min.		weight Kg	D- Value kN	 Kg	 Kg	 12 V	€	 min.	P		T Tronic	electrical kit: ...1.7 = 7-pol. ...1.3 = 13-pol.	park distance control	car-specific connection plug
																		vertical load towing capacity		
Toyota Landcruiser J 12 not for vehicles with spare wheel under the vehicle ball approx. 40 mm dieper.	01/03-	335 295			EC-1367			12,5	16,3	130	2800	300 096 300 163 300 096 300 157								
Toyota Landcruiser J 12 towing bracket for ball plates and automatic bolt coupling matching ball plate: 329 062	01/03-	335 299			EC-1368	55		7	16,3	130	3500	300 096 300 163 300 096 300 157								
Toyota Picnic	11/96-	335 208			EC-0177	90		15,8	8,9	60	1500	300 096 300 163 300 096 300 157								
Toyota Picnic	11/96-	335 210			EC-0178	90		16,6	8,9	60	1500	300 096 300 163 300 096 300 157								
Toyota Previa also for 4 WD	09/90- 06/00	335 133			F 3878 NL	120		33,7	10,8	75	2000	300 096 300 163 300 096 300 157								
Toyota Previa	07/00-	335 247			EC-0970	>150		23	10,1	75	1600	300 096 300 163 300 096 300 157								
Toyota Previa	07/00-	335 268			EC-0969	>150		25	10,1	75	1600	300 096 300 163 300 096 300 157								
Toyota RAV4 FunCruiser, 3 and 5 doors and convertible	06/94- 05/00	335 194			EC-0072	60		16,7	8,8	75	1745	300 096 300 163 300 096 300 157								
Toyota RAV4 FunCruiser, 3 and 5 doors and convertible	06/94- 05/00	335 201			EC-0205	60		18,5	8,8	75	1745	300 096 300 163 300 096 300 157								

		No.	System	€	ECE F~No.	 min.		 Kg	D- Value kN	 Kg	 Kg	 12 V	€	 min.	P			T Tronic	electrical kit: ...1.7 = 7-pol. ...1.3 = 13-pol.
																			visible cutout
Toyota RAV4 not in combination with exchanged step	06/00-	335 246			EC-0905	>150		16,7	9,8	75	2000	300 096 300 163 300 096 300 157							
Toyota RAV4 not in combination with exchanged step	06/00-	335 250			EC-0927	>150		21	9,8	75	2000	300 096 300 163 300 096 300 157							
Toyota Starlet P 8 (discontinued model)	04/90- 03/96	335 118			F 3854 NL	120		12,4	5,6	50	1000	300 096 300 163 300 096 300 157							
Toyota Yaris	99-	335 282			EC-1457	110		17	6	50	1000	300 096 300 163 300 096 300 157							
Toyota Yaris	99-	335 280			EC-0997	110		15	6	50	1000	300 096 300 163 300 096 300 157							
Toyota Yaris Verso	99-	335 281			EC-0996	110		19,5	6,1	50	1000	300 096 300 163 300 096 300 157							


















		No.	System	€	ECE F~No.	 min.	 weight	 Kg	D- Value kN	 vertical load	 towing capacity	 12 V	electrical kit: ...1.7 = 7-pol. ...1.3 = 13-pol.	€	 min.	P	 park distance control	 car-specific connection plug	T Tronic
Volkswagen																			
VW Beetle also for convertible not for vehicles with parc distance control	98-	321 468			EC-0646	>150		17,8	8,3	75	1500	321 468 300 113			60			T	
VW Bora saloon not for Syncro - 4-Motion (former no. 321457)	10/98-	305 222			EC-0867	90		17,5	8,9	75	1650	321 465 300 113 321 465 300 107 extra cable set for continuous plus 300 025 300 113			60 60	P P	 	T T	
VW Bora saloon not for Syncro - 4-Motion	10/98-	305 223			EC-0859	90		16,8	8,9	75	1650	321 465 300 113 321 465 300 107 extra cable set for continuous plus 300 025 300 113			60 60	P P	 	T T	
VW Bora saloon not for Syncro - 4-Motion	10/98-	305 224			EC-0859	90		18	8,9	75	1650	321 465 300 113 321 465 300 107 extra cable set for continuous plus 300 025 300 113			60 60	P P	 	T T	
VW Bora Variant not for Syncro - 4-Motion	10/98-	305 222			EC-0867	90		17,5	8,9	75	1650	321 457 300 113 321 457 300 107 extra cable set for continuous plus 300 025 300 113			60 60	P P	 	T T	
















		No.	System	€	ECE F~No.	 min.		weight Kg	D- Value kN	 Kg	 Kg	 12 V	€	 min.	P		T	electrical kit: ...1.7 = 7-pol. ...1.3 = 13-pol.	park distance control	car-specific connection plug	
																		visible cutout	towing capacity	Tronic	
VW Bora Variant not for Syncro - 4-Motion	10/98-	305 223			EC-0859	90		16,8	8,9	75	1650	321 457 300 113 321 457 300 107 extra cable set for continuous plus 300 025 300 113		60 60	P P	 	T T				
VW Bora Variant not for Syncro - 4-Motion (former no. 305164)	10/98-	305 224			EC-0859	90		18	8,9	75	1650	321 457 300 113 321 457 300 107 extra cable set for continuous plus 300 025 300 113		60 60	P P	 	T T				
VW Bora Variant 4-Motion not for V6	10/97-	305 277			EC-0973			17	8,9	75	1650	321 457 300 113 321 457 300 107 extra cable set for continuous plus 300 025 300 113		60 60	P P	 	T T				
VW Caddy	01/82- 12/94	321 190			F 3397 NL	90		19,8		75	1200	300 096 300 163 300 096 300 157									
VW Caddy III / Caddy Life Please order at VW dealers: bracket for bumper 2K0 807 305 B and reception box for detachable ball 2K0 804 969.	02/04-	321 519			EC-1118				9,4	80	1650	To guarantee that all functions of the vehicle are available it is advisable to code it for using trailers. 321 556 300 113 To guarantee that all functions of the vehicle are available it is advisable to code it for using trailers. 321 556 300 107			P P	 	T T				






















		No.	System	€	ECE F~No.	 min.		 Kg	D- Value kN	 Kg	 Kg	 12 V	€	 min.	P		T Tronic	electrical kit: ...1.7 = 7-pol. ...1.3 = 13-pol.	park distance control	car-specific connection plug
																		visible cutout	weight	vertical load
VW Caddy III / Caddy Life Please order at VW dealers: bracket for bumper 2K0 807 305 B and reception box for detachable ball 2K0 804 969.	02/04-	321 556			EC-1415				9,4	80	1650	To guarantee that all functions of the vehicle are available it is advisable to code it for using trailers. 321 556 300 113 To guarantee that all functions of the vehicle are available it is advisable to code it for using trailers. 321 556 300 107			P		T			
VW Caddy box/estate	11/95-	321 437			EC-0193	120		13,4	6,7	50	1100	344 503 300 113 344 503 300 107				 				
VW Caddy Pick-up	02/96-	317 035			EC-0370	90		13,5	6,1	50	1000	317 013 300 113 317 013 300 107				 				
VW Golf II narrow bumper, incl. Syncro, not for convertible, not for Rallye	09/83- 07/91	321 252			EC-0060			13,8	7,6	75	1500	300 096 300 163 300 096 300 157								
VW Golf II and Syncro with wide bumper (integrated apron), not for convertible, Rallye, Country (discontinued model)	08/89- 07/91	321 295			F 3780 NL	90		16,7	7,9	75	1500	300 096 300 163 300 096 300 157								
VW Golf III saloon and saloon 4x4, convertible from 09/93-97	11/91- 09/97	321 331			EC-0125	90		15,5	8,2	75	1500	321 331 300 113 321 331 300 107 extra cable set for continuous plus 300 025 300 113		45 45		 				








		No.	System	€	ECE F~No.	 min.		 Kg	D- Value kN	 Kg	 Kg	 12 V	€	 min.	P		 Tronic	electrical kit: ...1.7 = 7-pol. ...1.3 = 13-pol.	park distance control	car-specific connection plug
																		visible cutout	weight	vertical load
VW Golf III saloon and saloon 4x4 Original bumper cover cannot be used! convertible from 09/93-97	11/91- 09/97	321 407			EC-0108	90		18	8,2	75	1500	321 331 300 113 321 331 300 107 extra cable set for continuous plus 300 025 300 113		45 45		 				
VW Golf III Variant not for 4x4	10/93- 07/99	321 327			EC-0158	90		13,9	8,3	75	1500	321 331 300 113 321 331 300 107 extra cable set for continuous plus 300 025 300 113		45 45		 				
VW Golf IV saloon not for Syncro - 4-Motion and convertible not for Golf R32 / 241 PS	10/97-	305 222			EC-0867	90		17,5	8,9	75	1650	321 465 300 113 321 465 300 107 extra cable set for continuous plus 300 025 300 113		60 60	P P	 	T T			
VW Golf IV saloon not for Syncro - 4-Motion and convertible not for Golf R32 / 241 PS	10/97-	305 223			EC-0859	90		16,8	8,9	75	1650	321 465 300 113 321 465 300 107 extra cable set for continuous plus 300 025 300 113		60 60	P P	 	T T			
VW Golf IV saloon not for Syncro - 4-Motion and convertible not for Golf R32 / 241 PS	10/97-	305 224			EC-0859	90		18	8,9	75	1650	321 465 300 113 321 465 300 107 extra cable set for continuous plus 300 025 300 113		60 60	P P	 	T T			

















		No.	System	€	ECE F~No.	 min.		weight Kg	D- Value kN	 Kg	 Kg	 12 V	€	 min.	P		T Tronic	electrical kit: ...1.7 = 7-pol. ...1.3 = 13-pol.	park distance control	car-specific connection plug
																		visible cutout	towing capacity	
VW Golf IV saloon 4-Motion not for vehicles with V6 motor	10/97-	305 277			EC-0973			17	8,9	75	1650	321 465 300 113 321 465 300 107 extra cable set for continuous plus 300 025 300 113		60 60	P P	 	T T			
VW Golf IV Variant not for Syncro - 4-Motion not for Golf R32 / 241 PS	10/97-	305 222			EC-0867	90		17,5	8,9	75	1650	321 457 300 113 321 457 300 107 extra cable set for continuous plus 300 025 300 113		60 60	P P	 	T T			
VW Golf IV Variant not for Syncro - 4-Motion und convertible not for Golf R32 / 241 PS	10/97-	305 223			EC-0859	90		16,8	8,9	75	1650	321 457 300 113 321 457 300 107 extra cable set for continuous plus 300 025 300 113		60 60	P P	 	T T			
VW Golf IV Variant not for Syncro - 4-Motion not for Golf R32 / 241 PS	10/97-	305 224			EC-0859	90		18	8,9	75	1650	321 457 300 113 321 457 300 107 extra cable set for continuous plus 300 025 300 113		60 60	P P	 	T T			
VW Golf IV Variant 4-Motion	10/97-	305 277			EC-0973			17	8,9	75	1650	321 457 300 113 321 457 300 107 extra cable set for continuous plus 300 025 300 113		60 60	P P	 	T T			















		No.	System	€	ECE F~No.	 min.		 Kg	D- Value kN	 Kg	 Kg	 12 V	€	 min.	P		T	visible cutout	weight	vertical load	towing capacity	electrical kit: ...1.7 = 7-pol. ...1.3 = 13-pol.	park distance control	car-specific connection plug	
VW Golf V	11/03-	321 539			EC-				9,2	100	1600	To guarantee that all functions of the vehicle are available it is advisable to code it for using trailers. 321 540 300 113 To guarantee that all functions of the vehicle are available it is advisable to code it for using trailers. 321 540 300 107			P										
VW Golf V Please order spoiler VW no. 1K6 807 433 (incl. cover) at VW dealers.	11/03-	321 540			EC-1540				9,2	100	1600	To guarantee that all functions of the vehicle are available it is advisable to code it for using trailers. 321 540 300 113			P										
VW Jetta not for Syncro	09/83- 07/89	321 252			EC-0060	90		13,8	7,6	75	1500	300 096 300 163 300 096 300 157													
VW Jetta not for Syncro (discontinued model)	08/89- 07/91	321 297			F 3780 NL	90		16,6	7,9	75	1500	300 096 300 163 300 096 300 157													
VW L80 all wheelbases, reinforcement set for tow bar (only in conjunction with Westfalia underrun guard 321396), vehicles with original chassis only ball plate for wheelbase 3300 mm: 329 059 ball palte for wheelbase 3900/4300 mm: 329 050	95-	321 397			EC-0112	>150		14,8	23,5	100	3500														














		No.	System	€	ECE F~No.	 min.		weight Kg	D- Value kN	 Kg	 Kg	 12 V	€	 min.	P		T Tronic	electrical kit: ...1.7 = 7-pol. ...1.3 = 13-pol.	park distance control	car-specific connection plug
																		vertical load towing capacity		
VW LT I Kasten 28-55, box van (from veh. Ident no. WV2 ZZZ28 ZDH 000 001) fir bakk okate 321 169m 329050/042, 329 062 or automatic bolt coupling	12/82-01/96	321 322			F 3413 NL	90		32,5	17,2	100	2500	300 096 300 163 300 096 300 157								
VW LT I platform 28-55, platform truck, chassis with regular and dual cab (from veh. indent no. WV2 ZZZ 28 ZDH 000 001) for ball plate 329 072, 329 050/042, 329 062 or automatic bolt coupling	12/82-01/96	321 202			F 3413 NL	90		36,3	17,2	100	2500	300 096 300 163 300 096 300 157								
VW LT I platform 35-55, low load platform (M 270) LT 40-50 platform truck with wheelbase 3650 (M 909) (from veh. indent no. WV2 ZZZ 28 ZDH 000 001) for ball plate 329 072, 329 050/042, 329 062 or automatic bolt coupling (discontinued model)	12/82-01/96	321 203			F 3413 NL	90		38,2	17,2	100	2500	300 096 300 163 300 096 300 157								
VW LT II The table for the VW-LT II you find under products/universal HGV tow bars/MB Sprinter and VW-LT II table (PDF) and MB Sprinter and VW-LT II matrix (PDF).																				
VW Lupo not for GTI, not for 16 V - 3 l	10/98-	321 399			EC-0217	120		13,6	5,2	50	850	300 096 300 163 300 096 300 157								
VW Passat saloon, Variant and Syncro	04/88-09/93	321 259			EC-0054	90		14,3	9,9	85	2000	300 096 300 163 300 096 300 157								






















		No.	System	€	ECE F~No.	 min.		weight Kg	D- Value kN	 Kg	 Kg	 12 V	€	 min.	P		T Tronic	electrical kit: ...1.7 = 7-pol. ...1.3 = 13-pol.	park distance control	car-specific connection plug
																		vertical load - towing capacity		
VW Passat saloon B4, all models	10/93- 09/96	321 360			EC-0156	90		15,8	10,1	85	2000	321 360 300 113 321 360 300 107 extra cable set for continuous plus 300 025 300 113		45 45		 				
VW Passat saloon B4, all models Original bumper cover cannot be used.	10/93- 09/96	321 408			EC-0099	90		17,8	10,1	85	2000	321 360 300 113 321 360 300 107 extra cable set for continuous plus 300 025 300 113		45 45		 				
VW Passat saloon front wheel drive not for 4-Motion/Syncro Support in spare wheel for detachable ball bar: 3B0 804 993A	10/96-	321 505			EC-0730	90		20,8	9,9	75	1800	- 10/00 321 512 300 113 - 10/00 321 512 300 107 11/00 - 321 505 300 113 11/00 - 321 505 300 107 extra cable set for continuous plus 300 025 300 113		45 45 45 45	P P P P	   	T T T T			


		No.	System	€	ECE F~No.	 min.		 Kg	D- Value kN	 Kg	 Kg	 12 V	€	 min.	P		T Tronic	electrical kit: ...1.7 = 7-pol. ...1.3 = 13-pol.	park distance control	car-specific connection plug
																		visible cutout	weight	vertical load
VW Passat saloon Syncro - 4-Motion and Passat W8 Support in spare wheel for detachable ball bar: 3B0 804 993A	10/96-	321 508		€	EC-0744	90		21	11,3	85	2000	- 10/00		45	P		T			
												321 512 300 113								
												- 10/00								
												321 512 300 107								
												11/00 -								
321 505 300 113																				
11/00 -																				
321 505 300 107																				
extra cable set for continuous plus																				
300 025 300 113																				
VW Passat saloon front wheel drive not for 4-Motion/Syncro	10/96-	321 520		€	EC-0780	90		20,6	9,5	75	1800	- 10/00		45	P		T			
												321 512 300 113								
												- 10/00								
												321 512 300 107								
												11/00 -								
321 505 300 113																				
11/00 -																				
321 505 300 107																				
extra cable set for continuous plus																				
300 025 300 113																				














		No.	System	€	ECE F~No.	 min.		weight Kg	D- Value kN	 Kg	 Kg	 12 V	€	 min.	P		T Tronic	electrical kit: ...1.7 = 7-pol. ...1.3 = 13-pol.	park distance control	car-specific connection plug
																		visible cutout	towing capacity	
VW Passat saloon Syncro - 4-Motion and Passat W8	10/96-	321 521			EC-0786	90		23,6	11,3	85	2200	- 10/00 321 512 300 113 - 10/00 321 512 300 107 11/00 - 321 505 300 113 11/00 - 321 505 300 107 extra cable set for continuous plus 300 025 300 113		45	P		T			
VW Passat Variant B4, all models	10/93- 04/97	321 360			EC-0156	90		15,8	10,1	85	2000	321 361 300 113 321 361 300 107 extra cable set for continuous plus 300 025 300 113		45						
VW Passat Variant B4, all models Original bumper cover cannot be used.	10/93- 04/97	321 408			EC-0099	90		17,8	10,1	85	2000	321 361 300 113 321 361 300 107 extra cable set for continuous plus 300 025 300 113		45						



















		No.	System	€	ECE F~No.	 min.		 Kg	D- Value kN	 Kg	 Kg	 12 V	€	 min.	P		T Tronic	electrical kit: ...1.7 = 7-pol. ...1.3 = 13-pol.	park distance control	car-specific connection plug
																		visible cutout	weight	vertical load
VW Passat Variant front wheel drive not for 4-Motion/Syncro (former no.: 321 424) Variant from 11/00: To guarantee an optimal fit of the bumper it is absolutely necessary to mount a bumper reinforcement, please order from VW-dealer, order no. 3B9 807 251A Support in spare wheel for detachable ball bar: 3B0 804 993A	10/96-	321 505			EC-0730	90		20,5	9,9	75	1800	11/00 -		60	P		T			
												321 520 300 113								
												11/00 -								
												321 520 300 107								
												- 10/00								
321 512 300 113																				
- 10/00																				
321 512 300 107																				
extra cable set for continuous plus																				
300 025 300 113																				
VW Passat Variant Syncro - 4-Motion and Passat W8 Variant from 11/00: To guarantee an optimal fit of the bumper it is absolutely necessary to mount a bumper reinforcement, please order from VW-dealer, order no. 3B9 807 251A Support in spare wheel for detachable ball bar: 3B0 804 993A	10/96-	321 508			EC-0744	90		23	11,3	85	2200	11/00 -		60	P		T			
												321 520 300 113								
												11/00 -								
												321 520 300 107								
												- 10/00								
321 512 300 113																				
- 10/00																				
321 512 300 107																				
extra cable set for continuous plus																				
300 025 300 113																				
















		No.	System	€	ECE F~No.	 min.		weight Kg	D- Value kN	 Kg	 Kg	 12 V	€	 min.	P		T Tronic	electrical kit: ...1.7 = 7-pol. ...1.3 = 13-pol.	park distance control	car-specific connection plug
																		visible cutout	towing capacity	
VW Passat Variant front wheel drive not for 4-Motion/Syncro (former no. 321 425) Variant from 11/00: To guarantee an optimal fit of the bumper it is absolutely necessary to mount a bumper reinforcement, please order from VW-dealer, order no. 3B9 807 251A	10/96-	321 520		€	EC-0780	90		20,6	9,5	75	1800	11/00 -		60	P		T			
												321 520 300 113								
												11/00 -								
												321 520 300 107								
												- 10/00								
321 512 300 113																				
- 10/00																				
321 512 300 107																				
extra cable set for continuous plus																				
300 025 300 113																				
VW Passat Variant Syncro - 4-Motion and Passat W8 (former no. 321480) Variant from 11/00: To guarantee an optimal fit of the bumper it is absolutely necessary to mount a bumper reinforcement, please order from VW-dealer, order no. 3B9 807 251A	10/96-	321 521		€	EC-0786	90		23,6	11,3	85	2200	11/00 -		60	P		T			
												321 520 300 113								
												11/00 -								
												321 520 300 107								
												- 10/00								
321 512 300 113																				
- 10/00																				
321 512 300 107																				
extra cable set for continuous plus																				
300 025 300 113																				






















		No.	System	€	ECE F~No.	 min.		weight Kg	D- Value kN	 Kg	 Kg	 12 V	€	 min.	P		T Tronic	electrical kit: ...1.7 = 7-pol. ...1.3 = 13-pol.	park distance control	car-specific connection plug
																		visible cutout	towing capacity	
VW Phaeton Please order from VW dealer: cover for bumper 6 + 8 cylinder-models: 3D5 807 434 F cover for bumper 12 cylinder-models: 3D5 807 434 G bracket to mount ball bar in the boot consisting of: bracket: 3D5 863 503 holder for ball bar: 3D5 804 969 A fittings: 3D5 807 996 cover right: 3D5 868 886 A	05/02-	321 525			EC-0732			26	13,6	100	2500	321 525 300 113			P					
VW Polo Classic notchback	96-03	344 025			EC-0427			17,6	6,7	70	1200	300 096 300 163 300 096 300 157								
VW Polo Classic notchback	96-03	344 027			EC-0595	120		19	6,7	70	1200	300 096 300 163 300 096 300 157								
VW Polo Coupé hatchback	08/81- 08/90	321 160			F 3343	120		11,4	4,9	50	800	300 096 300 163 300 096 300 157								
VW Polo Coupé hatchback	10/90- 09/94	321 303			F 3879 NL	120		16,9	5,6	50	1000	300 096 300 163 300 096 300 157								
VW Polo liftback not for Classic notchback For vehicles until 7/96 a heat protection sheet (no. 921368650001) must be installed additionally.	09/94- 10/99	321 368			EC-0004	120		14,6	5,6	50	1000	321 403 300 113 321 403 300 107					 			
VW Polo liftback	11/99- 10/01	321 510			EC-0746	90		14,8	5,2	50	800	300 096 300 163 300 096 300 157								






















		No.	System	€	ECE F~No.	 min.	 visible cutout	 weight Kg	D- Value kN	 vertical load Kg	 towing capacity Kg	 12 V	€	 min.	P			T	
																			electrical kit: ...1.7 = 7-pol. ...1.3 = 13-pol.
VW Polo liftback Please order separately cover for cutout at VW dealer' s. The following parts are necessary: 1 spoiler 6Q6 807 433 B41 1 cover 6Q6 807 397 B41 2 pins 6Q6 807 643 2 clips 6Q6 807 180 2 washers 6NO 129 355	11/01-	321 523			EC-0794			16	7	50	1200	C2 connection is necessary by the VW dealer. 321 523 300 113							
VW Polo liftback	11/01-	321 607			EC-1179			16	7	50	1200	C2 connection is necessary by the VW dealer. 321 523 300 113 only for fix version C2 connection is necessary by the VW dealer. 321 523 300 107							
VW Polo notchback	10/03-	321 625			EC-				7	50	1200	300 096 300 163 300 096 300 157							
VW Polo notchback	10/03-	321 626			EC-														
VW Polo Variant	96-02	344 025			EC-0427			17,6	6,7	70	1200	- 08/99 344 504 300 113 - 08/99 344 504 300 107 09/99 - 344 027 300 113 09/99 - 344 027 300 107		60				T	
														60				T	







		No.	System	€	ECE F~No.	 min.		weight Kg	D- Value kN	 Kg	 Kg	 12 V	€	 min.	P		T Tronic	electrical kit: ...1.7 = 7-pol. ...1.3 = 13-pol.	park distance control	car-specific connection plug		
																		visible cutout	towing capacity			
VW Polo Variant	96-02	344 027			EC-0595	120		19	6,7	70	1200	- 08/99 344 504 300 113 - 08/99 344 504 300 107 09/99 - 344 027 300 113 09/99 - 344 027 300 107		60								
VW Sharan Please order also bumper bracket (no. 321 330 616 001). Please order cover cap for bumper cutout from VW dealer.	95- 05/00	321 329			EC-0003	150		17	12,2	85	2400	all years of construction Connection of the vehicle' s electric by a VW dealer is not necessary (pure rear cabling). 321 458 300 113 321 458 300 107		45 45	P P	 						
VW Sharan Please order also bumper bracket (no. 321 330 616 001). Please order cover cap for bumper cutout from VW dealer.	95- 05/00	321 330			EC-0007	150		22,2	12,2	85	2400	all years of construction Connection of the vehicle' s electric by a VW dealer is not necessary (pure rear cabling). 321 458 300 113 321 458 300 107		45 45	P P	 						
VW Sharan also 4WD Please order also bumper bracket (no. 321 439 616 002). 4-Motion: Please check the operating instructions of the vehicle before fitting the towbar.	05/00-	321 441			EC-0681	90		24,8	12,5	100	2500	all years of construction Connection of the vehicle' s electric by a VW dealer is not necessary (pure rear cabling). 321 458 300 113 321 458 300 107		45 45	P P	 						


















		No.	System	€	ECE F~No.	 min.		 Kg	D- Value kN	 Kg	 Kg	 12 V	€	 min.	P		T Tronic	electrical kit: ...1.7 = 7-pol. ...1.3 = 13-pol.	park distance control	car-specific connection plug	
																		visible cutout	weight	vertical load	towing capacity
VW Sharan also 4WD Please order also bumper bracket (no. 321 439 616 002). 4-Motion: Please check the operating instructions of the vehicle before fitting the towbar.	05/00-	321 458			EC-0673	90		23,2	12,5	100	2500	all years of construction Connection of the vehicle's electric by a VW dealer is not necessary (pure rear cabling). 321 458 300 113 321 458 300 107		45 45	P P	 	T T				
VW Taro 4x2, incl. ball 7AXO (discontinued model)	03/89- 08/97	335 173			F 4031 NL	90		19,8	10,8	75	2000	300 096 300 163 300 096 300 157									
VW Touareg not for vehicles with spare wheel on tailgate To guarantee an optimal appearance of the vehicle it is necessary to order the rear lower spoiler and the cover (depending on the equipment of the vehicle) separately from the VW dealer (see original VW catalogue ETKA, table 806-50).	11/02-	321 530			EC-0723	150		33,5	16,3	140	3500	321 500 300 113		90	P						
VW Touareg for vehicles with spare wheel on tailgate To guarantee an optimal appearance of the vehicle it is necessary to order the rear lower spoiler and the cover (depending on the equipment of the vehicle) separately from the VW dealer (see original VW catalogue ETKA, table 806-50).	11/02-	321 604			EC-0988	150		34,5	16,3	140	3500	321 500 300 113		90	P						


		No.	System	€	ECE F~No.	 min.		weight Kg	D- Value kN	 Kg	 Kg	 12 V	€	 min.	P		T Tronic	electrical kit: ...1.7 = 7-pol. ...1.3 = 13-pol.	park distance control	car-specific connection plug
																		visible cutout	towing capacity	
VW Touareg not for vehicles with spare wheel on tailgate To guarantee an optimal appearance of the vehicle it is necessary to order the rear lower spoiler and the cover (depending on the equipment of the vehicle) separately from the VW dealer (see original VW catalogue ETKA, table 806-50).	11/02-	321 605			EC-0904	150		34	16,3	140	3500	321 500 300 113		90	P					
VW Touran	03/03-	321 536			EC-1098	90		15	9,9	75	1700	To guarantee that all functions of the vehicle are available it is advisable to code it for using trailers. 321 537 300 113 To guarantee that all functions of the vehicle are available it is advisable to code it for using trailers. 321 537 300 107			P					
VW Touran	03/03-	321 537			EC-1099	90		16	9,9	75	1700	To guarantee that all functions of the vehicle are available it is advisable to code it for using trailers. 321 537 300 113			P					
VW Transporter van/estate and platform with rear wheel drive for Carat/Caravelle/Magnum/ California/Blue-Star/White-Star/ and Atlantic: Please also order 1 set of bumper brackets (no. 921164631001)	08/79-	321 164			EC-0027	90		18,2	11,8	100	2200	300 096 300 163 300 096 300 157								



















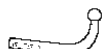






		No.	System	€	ECE F~No.	 min.		weight Kg	D- Value kN	 Kg	 Kg	 12 V	€	 min.	P		T Tronic	electrical kit: ...1.7 = 7-pol. ...1.3 = 13-pol.	vertical load	towing capacity	park distance control	car-specific connection plug
VW Transporter 4WD-Syncro for Carat/Caravelle/Magnum/California/Blue- Star/White-Star/ and Atlantic: Please also order 1 set of bumper brackets (no. 921164631001) (discontinued model)	84-	321 223			F 3503 NL	90		23,5	12,7	100	2500	300 096 300 163 300 096 300 157										
VW Transporter T4 box/estate also for Syncro	09/90- 01/96	321 358			F 3818 NL	90		16,5	13,4	100	2600	321 315 300 113 321 315 300 107 extra cable set for continuous plus 300 025 300 113		60 60		 						
VW Transporter T4 box/estate also for Syncro (discontinued model)	09/90- 01/96	321 409			EC-0124	120		18,9	11,5	100	2000	321 315 300 113 321 315 300 107 extra cable set for continuous plus 300 025 300 113		60 60		 						
VW Transporter T4 box/estate also for Syncro	01/96- 07/03	321 391			EC-0050	90		20,2	13,4	105	2600	09/98 - 321 316 300 113 09/98 - 321 316 300 107 - 08/98 321 315 300 113 - 08/98 321 315 300 107 extra cable set for continuous plus 300 025 300 113		60 60 60 60		   						


















		No.	System	€	ECE F~No.	 min.		 Kg	D- Value kN	 Kg	 Kg	 12 V	€	 min.	P		T Tronic	electrical kit: ...1.7 = 7-pol. ...1.3 = 13-pol.	park distance control	car-specific connection plug
																		visible cutout	weight	vertical load
VW Transporter T4 box/estate also Syncro	01/96- 07/03	321 423			EC-0149	90		20,5	11,6	100	2000	09/98 - 321 316 300 113 09/98 - 321 316 300 107 - 08/98 321 315 300 113 - 08/98 321 315 300 107 extra cable set for continuous plus 300 025 300 113		60 60 60 60		   				
VW Transporter T4 platform also for Syncro	09/90- 03	321 316			EC-0136	90		26,4	13,7	105	2600	09/98 - 321 317 300 113 09/98 - 321 317 300 107 - 08/98 300 096 300 163 - 08/98 300 096 300 157				 				
VW Transporter T4 platform low-load platform, also for Syncro	09/90- 03	321 317			EC-0136	90		26,5	13,7	105	2600	09/98 - 321 317 300 113 09/98 - 321 317 300 107 - 08/98 300 096 300 163 - 08/98 300 096 300 157				 				

		No.	System	€	ECE F~No.	 min.		 Kg	D- Value kN	 Kg	 Kg	 12 V	€	 min.	P		T Tronic	electrical kit: ...1.7 = 7-pol. ...1.3 = 13-pol.	park distance control	car-specific connection plug		
																		visible cutout	weight	vertical load	towing capacity	
VW Transporter T4 platform also for Syncro. (Towing bracket for automatic bolt coupling Rocking 243 A 11000 or Ringfeder 601, or ball plate (321169/329062) or swap system)	09/90-03	321 374			special approval	90		28	13,1	100	2500	09/98 - 321 317 300 113 09/98 - 321 317 300 107 - 08/98 - 300 096 300 163 - 08/98 300 096 300 157										
VW Transporter T5 box/estate To guarantee an optimal fit of the bumper it is absolutely necessary to mount a foam support, VW no. 7H0 807 252. Please order from VW dealer.	03-	321 450			EC-0983	120		20	14	100	2800	C2 connection necessary by the VW dealer. 321 451 300 113 C2 connection necessary by the VW dealer. 321 451 300 107 321 025 300 113			P							
VW Transporter T5 box/estate To guarantee an optimal fit of the bumper it is absolutely necessary to mount a foam support, VW no. 7H0 807 252. Please order from VW dealer. Please also order from the VW dealer: Mount for ball bar: 7H0 804 969 Tensioning strap: 7H0 861 295.	03-	321 453			EC-1087	120		20	14	100	2800	C2 connection necessary by the VW dealer. 321 451 300 113 C2 connection necessary by the VW dealer. 321 451 300 107 321 025 300 113			P							

		No.	System	€	ECE F~No.	 min.		weight Kg	D- Value kN	 Kg	 Kg	 12 V	€	 min.	P		T Tronic	electrical kit: ...1.7 = 7-pol. ...1.3 = 13-pol.	park distance control	car-specific connection plug
																		visible cutout	towing capacity	
VW Transporter T5 platform high-load platform	03-	321 538			EC-0136	90		26,4	13,7	100	2500	C2 connection is necessary by the VW dealer. 321 452 300 113 C2 connection is necessary by the VW dealer. 321 452 300 107								
VW Transporter T5 platform low-load platform	03-	321 601			EC-0136	90		26,4	13,7	100	2500	C2 connection is necessary by the VW dealer. 321 452 300 113 C2 dconnection is necessary by the VW dealer. 321 452 300 107								
VW Vento	03/92- 09/98	321 332			EC-0161	90		14,8	8,2	75	1500	321 327 300 113 321 327 300 107 extra cable set for continuous plus 300 025 300 113								

		No.	System	€	ECE F~No.	 min.		weight Kg	D- Value kN	 Kg	 Kg	vertical load towing capacity	electrical kit: ...1.7 = 7-pol. ...1.3 = 13-pol.	€	 min.	P		park distance control	car-specific connection plug	T Tronic
Volvo 740 / 760 / 780 / 940 / 960	06/82-	320 035			EC-0159	150		17,3	10,4	100	2100		with checkcontrol 300 077 300 113 with checkcontrol 300 077 300 107			P			T	
Volvo 740 / 760 / 780 / 940 / 960	06/82-	320 042			EC-0078	150		19	10,4	100	2100		with checkcontrol 300 077 300 113 with checkcontrol 300 077 300 107			P			T	
Volvo 850 saloon and estate not for 4 WD, not for vehicles with tow-hook on the longitudinal beam right side (until model '92)	93-	320 040			EC-0011	150		25,2	9,7	75	1900		320 039 300 113 320 039 300 107 extra cable set for continuous plus 300 025 300 113						T	
Volvo 850 saloon and estate not for 4 WD, not for vehicles with tow-hook on the longitudinal beam right side (from model '92)	93-	320 041			EC-0022	>150		23,6	9,7	75	1900		320 039 300 113 320 039 300 107 extra cable set for continuous plus 300 025 300 113						T	
Volvo C70 / S70 / V70 not for 4 WD, from '99 an exhaust bracket must be mounted additionally (order no. 920040631001) C 70: Year of construction is not limited.	02/97- 03/00	320 040			EC-0011	>150		23	9,7	75	1900		320 039 300 113 320 039 300 107 extra cable set for continuous plus 300 025 300 113						T	

		No.	System	€	ECE F~No.	 min.		weight Kg	D- Value kN	 Kg	 Kg	 12 V	€	 min.	P		 Tronic	electrical kit: ...1.7 = 7-pol. ...1.3 = 13-pol.	park distance control	car-specific connection plug	
																		visible cutout	towing capacity		
Volvo C70 / S70 / V70 not for 4 WD, from '99 an exhaust bracket must be mounted additionally (order no. 920040631001) C 70: Year of construction is not limited.	02/97- 03/00	320 041			EC-0022	150		23,6	9,7	75	1900	320 039 300 113 320 039 300 107 extra cable set for continuous plus 300 025 300 113				 	 				
Volvo S40 / V40	04/96- 06/00	320 044			EC-0275	>150		17,5	8,4	75	1600	320 044 300 113 320 044 300 107 extra cable set for continuous plus 300 025 300 113				 					
Volvo S40 / V40	04/96- 06/00	320 045			EC-0274	150		16,5	8,4	75	1600	320 044 300 113 320 044 300 107 extra cable set for continuous plus 300 025 300 113				 					
Volvo S40 / V40	07/00- 01/04	320 054			EC-1476			17	8,2	100	1600	with checkcontrol 300 077 300 113 with checkcontrol 300 077 300 107 extra cable set for continuous plus 300 025 300 113			P						
Volvo S60 not for S60R - 300 PS	11/00-	320 051F			EC-1966			16,8	9,1	75	1700	with checkcontrol 300 077 300 113 with checkcontrol 300 077 300 107			P						

		No.	System	€	ECE F~No.	 min.		 Kg	D- Value kN	 Kg	 Kg	 12 V	€	 min.	P		T Tronic	electrical kit: ...1.7 = 7-pol. ...1.3 = 13-pol.	park distance control	car-specific connection plug
																		visible cutout	weight	vertical load
Volvo S80	98-	320 049			EC-1150	150			10,3	100	2000	with checkcontrol 300 077 300 113 with checkcontrol 300 077 300 107			P		T			
Volvo S80	98-	320 050			EC-1151	150			10,3	100	2000	with checkcontrol 300 077 300 113 with checkcontrol 300 077 300 107			P		T			
Volvo S90 / V90	97-	320 035			EC-0159	150		17,3	10,4	100	2100	with checkcontrol 300 077 300 113 with checkcontrol 300 077 300 107			P		T			
Volvo S90 / V90	97-	320 042			EC-0078	150		19,3	10,4	100	2100	with checkcontrol 300 077 300 113 with checkcontrol 300 077 300 107			P		T			
Volvo V70 not for 4x4	03/00-	320 049			EC-1150	150			10,3	120	2000	with checkcontrol 300 077 300 113 with checkcontrol 300 077 300 107			P		T			
Volvo V70 not for 4x4	03/00-	320 050			EC-1151	150			10,3	120	2000	with checkcontrol 300 077 300 113 with checkcontrol 300 077 300 107			P		T			
Volvo V70 with height control, not for 4 WD	03/00-	320 052			EC-1150	150			10,3	120	2000	with checkcontrol 300 077 300 113 with checkcontrol 300 077 300 107			P		T			

		No.	System	€	ECE F~No.	 min.		 Kg	D- Value kN	 Kg	 Kg	 12 V	€	 min.	P		T Tronic	electrical kit: ...1.7 = 7-pol. ...1.3 = 13-pol.	park distance control	car-specific connection plug
																		visible cutout	weight	vertical load
Volvo V70 with height control, not for 4 WD	03/00-	320 053			EC-1151	150			10,3	120	2000	with checkcontrol 300 077 300 113 with checkcontrol 300 077 300 107			P		T			
Volvo XC90	01/03-	320 056			EC-1522				12,2	140	2250	320 049 300 113								
Volvo XC90	01/03-	320 057			EC-				12,2	140	2250	320 049 300 113								

